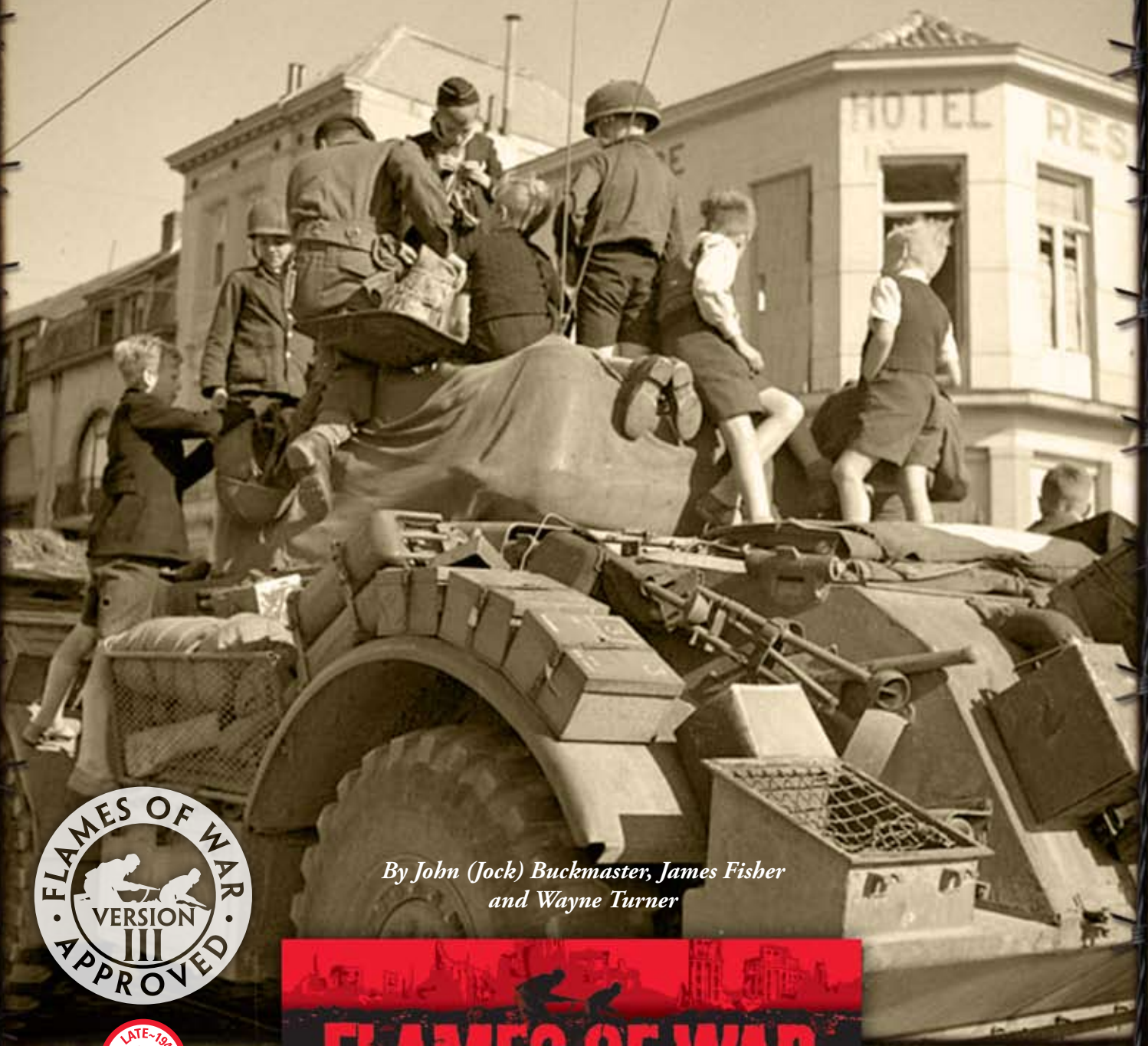


12TH MANITOBA DRAGOONS

OFFICIAL BRIEFING

INTELLIGENCE BRIEFING FOR A
CANADIAN ARMoured CAR SQUADRON IN FRANCE,
THE LOW COUNTRIES AND GERMANY 1944 TO 1945



*By John (Jock) Buckmaster, James Fisher
and Wayne Turner*



FLAMES OF WAR

THE WORLD WAR II MINIATURES GAME



12TH MANITOBA DRAGOONS



The Manitoba Dragoons have a history dating back to the 1885 Northwest rebellion in Canada and had served with distinction during some of the worst battles of WWI. After WWI, they were a reserve regiment until 10 May 1941 when they were mobilized as the 18th Manitoba Reconnaissance Battalion. They were re-designated the 18th (Manitoba) Armour Car Regiment in January of 1942 and embarked for training in England in July of that year. As the regiment was previously a reserve regiment, reservists still had the older Manitoba Dragoons uniform emblems, while others had the 18th Armoured Car emblems. Officers noted the lack of uniformity as well as the tension the loss of the original name created. In December of 1942, the regiment was re-designated again, this time as the 18th Armoured Car Regiment (12th Manitoba Dragoons). During this time, many of the troops took to inventing new (and rude) lyrics to the regimental march, 'Col. Bogey,' as a way of expressing frustration at Army bureaucracy.

The Dragoons arrived in Normandy on 6 July 1944. Due to battlefield conditions and intense fighting, the bulk of the first month in France was spent dismounted, fighting as an infantry unit. They received Battle Honours for their role at Falaise and Falaise Road. Once the troops were able to mount up again, they fanned out ahead of the main Canadian contingent, through Chambois, where they earned battle honours again, toward Le Havre and the Seine. Multiple reports of friendly troops mistaking the Staghounds for panzers were submitted, and the regiment was nearly fired upon by friendly troops more than once. The open terrain after Falaise allowed the Dragoons to perform their duties

as trained, the large Staghound armoured cars crisscrossing open ground and seeking routes, enemy and bridges. As the Dragoons were often 50 or more kilometres ahead of the main troops, they were often the first 'liberators' seen by the locals, and the impromptu liberation festivities often proved more of a delay than enemy troops.

By the time the Dragoons reached Belgium, they had already started carrying enough stowage to seriously hamper escape from the vehicles if needed, much to the consternation of high command. Nieuport, Ostend and Bruges were all liberated by the Dragoons, with Bruges and Ostend naming roads and squares after the regiment.

By late 1944, the momentum of the Canadian push had slowed. The front-line between German and Canadian troops was now the Maas River, and for three months the Dragoons patrolled the river in one of the coldest, wettest, winters to hit the region. The regiment was the first to cross the Rhine and head into Holland (used in the historical references to refer to the Netherlands), where it liberated multiple cities, including Lichtenvoorde, and Almelo before heading into Germany. Apparently the Germans were as bad at vehicle recognition as the allies. A lone Staghound, whose crew had emptied all of their ammunition chasing down Germans infantry, found themselves heading straight for a German Tiger tank at night. The Tiger pulled aside to let them past and they waited, hiding inside a village until the regiment could reach them in the morning.

Heading into the Hochwald forest proved difficult for the regiment, as the armoured cars did not fare well in the re-



stricted terrain. The weight of the Staghounds proved to be a problem when recovering bogged-down vehicles, and 40 LAD 'liberated' a German village to get horses to pull two 14-ton Staghounds from the mud. The regiment continued through Bad Zwischenahn, and further into the Hochwald forest. The Dragoons received further battle honours for

the Rhineland, Bad Zwischenahn, and North-West Europe, 1944-1945, as well as being honoured in a parade before Queen Wilhelmina in Amsterdam. Many Dragoons members remained in Europe until October of 1945. In 1946, the regiment was placed on the supplementary order of battle and returned to being a reserve regiment.

EQUIPMENT AND VEHICLES

The 'sergeant's car' of each Troop (3 vehicles), carried two 12-foot sections of 'number 9 track' to assist in crossing mud, destroyed bridges, craters and mined roads. This allowed the Dragoons to travel without needing Engineers in all but the most extreme circumstances.

While recon forces were not expected to fight, the Dragoons often ended up in situations where they were required to shoot their way out of trouble. By April 1945, the Heavy Troops of each Squadron had been upgraded to the Staghound III, which swapped the normal turret for a Crusader III turret. The front facing machine gun was removed, and the jettisonable fuel tanks replaced with stowage compartments.

Other attempts to up-gun the Staghounds were made. The Dragoons tried out two rocket systems attached to the turret. One was based on the Land Mattress platform, and damaged the rear fenders when fired, the other consisted of two 60-pound rockets on rails mounted to each side of the turret. Neither were used in the field.

The Canadian army also produced a rear-link variant, with all weapons removed and extra radio equipment installed in the turret. This was used for relaying information, as the Dragoons could often be outside of communication range. Lt. Gen. Guy Simonds of 2 Canadian Corps, had 'Charger,' a Staghound with the turret removed and replaced with a windscreen and convertible canvas top. Either of these vehicles would make for a great objective markers in games of *Flames Of War*.

CANADIAN SPECIAL RULES

Canadian Companies follow all the British special rules on pages 246 to 248 of the rulebook except British Bulldog and have the following additional special rules.

ASSAULT TROOPS


The Canadians have maintained their enviable reputation as aggressive assault troops, unwilling to be stopped by enemy fire, no matter how heavy.

Canadian Platoons do not use the British Bulldog special rule. Instead any Canadian Platoon that is Pinned Down may re-roll failed Motivation tests to rally from being Pinned Down or remount vehicles after being Bailed Out.

WOODSMEN

Although Canada has been settled for centuries, it was not until the Nineteenth Century that its population underwent significant growth and it remains a largely rural country. Canadian soldiers are typically a little more independent (and unruly) than British soldiers.

Canadian Platoons use the German Mission Tactics special rule (see page 242 of the rulebook).





ARMoured CAR SQUADRON



(MECHANISED COMPANY)

HEADQUARTERS

HEADQUARTERS



Armoured Car Squadron HQ

You must field one platoon from each box shaded black and may field one platoon from each box shaded grey.

COMBAT PLATOONS

ARMoured CARS



Armoured Car Platoon

ARMoured CARS



Armoured Car Platoon

ARMoured CARS



Armoured Car Platoon

ARMoured CARS



Armoured Car Platoon

ARMoured CARS



Armoured Car Platoon

Heavy Armoured Car Platoon

INFANTRY



Armoured Car Support Platoon

DIVISIONAL SUPPORT PLATOONS

ARMOUR



Armoured Platoon

ARMOUR



Anti-tank Platoon (SP),
Royal Canadian Artillery

INFANTRY



Motor Platoon

ARTILLERY



Field Battery (SP),
Royal Canadian Artillery

Field Battery,
Royal Canadian Artillery

ANTI-AIRCRAFT



Light Anti-aircraft Platoon (SP)

AIRCRAFT



Air Support

MOTIVATION AND SKILL

The Canadian 18th Armoured Car Regiment (12th Manitoba Dragoons) finally has the chance it has been training for, to test itself against the Germans in combat.

A Canadian Armoured Car Squadron is **Confident Trained**.

RELUCTANT	CONSCRIPT
CONFIDENT	TRAINED
FEARLESS	VETERAN

 **12TH MANITOBA DRAGOONS**

HEADQUARTERS

ARMoured CAR SQUADRON HQ

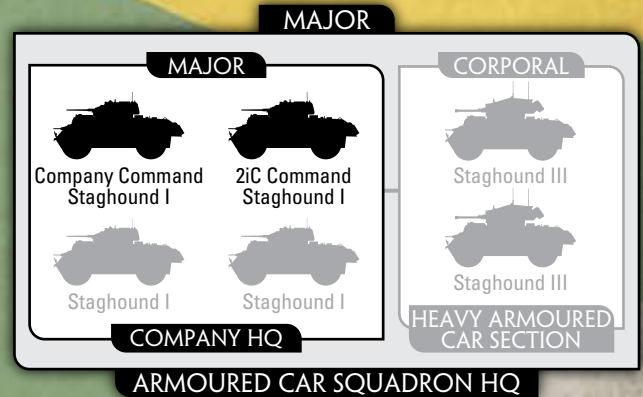
HEADQUARTERS

 2 Staghound I 75 points

OPTIONS

- Add up to two Staghound I armoured cars for +35 points per armoured car.
- Add up to two Staghound III armoured cars for +55 points per armoured car.
- Arm any or all Staghound I armoured cars with a AA MG for +5 points per armoured car.

The 12th Manitoba Dragoons provided Armour Car support for the II (Canadian) Corps. Initially it was assigned to the 4th Canadian Armoured Division, but in Normandy it became the armoured car regiment of II (Canadian) Corps. It landed in Normandy and fought throughout the North-West European campaign as a unit of the Corps troops.



The teams of an Armoured Car Squadron HQ Company HQ are Recce Teams.

The Manitoba Dragoons did not receive their Staghound A/A armoured cars and instead some additional Staghound III heavy armoured cars were attached to the Squadron headquarters in April 1945.

COMBAT PLATOONS

ARMoured CAR PLATOON

PLATOON

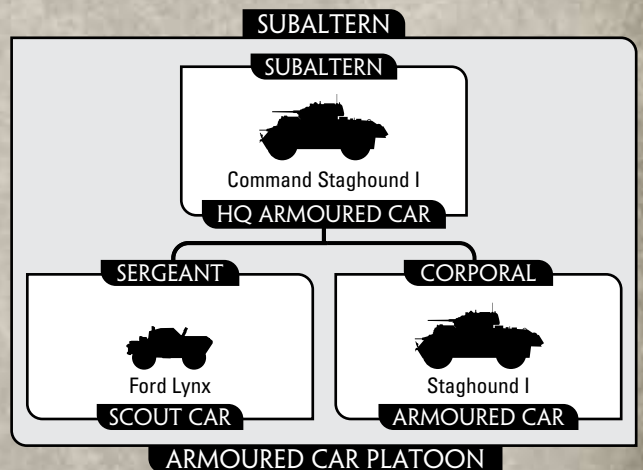
 2 Staghound I and 1 Lynx 110 points

OPTIONS

- Replace AA MG on Ford Lynx scout car with .50 cal AA MG for +5 points.
- Replace Ford Lynx scout car with a Staghound I armoured car for +15 points.
- Arm any or all Staghound I armoured cars with a AA MG for +5 points per armoured car.
- Fit one Staghound I armoured car with an Assault Bridge for +5 points.

As part of the II (Canadian) Corps in Normandy the 4th Canadian Armoured Division received support from the Canadian 18th Armoured Car Regiment (12th Manitoba Dragoons).

The Canadians were entirely equipped with the big American built Staghound armoured car. The Ford Lynx scout cars were similar looking to the British Daimler Dingo scout car and that model can be used to represent them.



Armoured Car Platoons are Reconnaissance Platoons.

The Assault Bridge represents the 'number 9 track' and uses the Assault Bridge rules on page 226 of the rulebook.

As more Staghounds became available the Ford Lynx scout cars were relegated to the communications role and a third Staghound as added to the platoons.

ARMoured CAR SUPPORT PLATOON

PLATOON

HQ Section with:

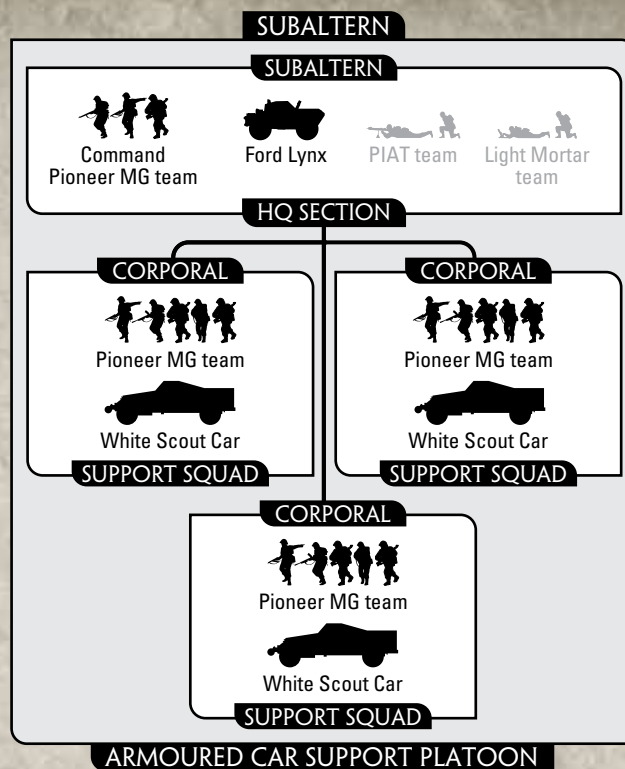
 3 Support Squads	105 points
 2 Support Squads	80 points

OPTIONS

- Add Light Mortar team for +15 points.
You must replace the Ford Lynx with a White Scout Car if the platoon has any Light Mortar or PIAT teams.
- Add PIAT team for +15 points.
- Replace Ford Lynx with a White Scout Cars at no cost.
- Replace all White Scout Cars with M5 half-tracks at no cost.


Each squadron had the supporting infantry equipped for light combat engineering work.

The Ford Lynx counts as a Transport team in the Armoured Car Support Platoon.



HEAVY ARMoured CAR PLATOON


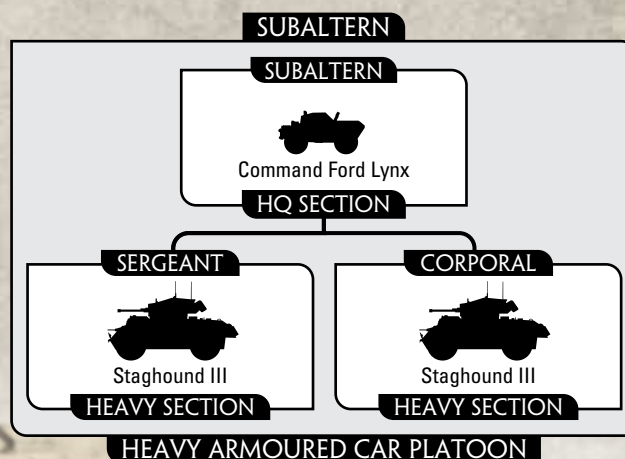
PLATOON

 2 Staghound III and 1 Lynx	130 points
--	------------

OPTIONS

- Replace AA MG on Ford Lynx scout car with .50 cal AA MG for +5 points.

Initially the Canadian 18th Armoured Car Regiment (12th Manitoba Dragoons) didn't have any heavy armoured cars. But in April 1945 they had resolved this with typical Canadian ingenuity. They fitted surplus Crusader III turrets armed with OQF 75mm guns to some Staghound armoured cars, creating the Staghound III.





ARMoured DIVISIONAL SUPPORT



MOTIVATION AND SKILL

Divisional support of the 4th Canadian Armoured Division and the supporting elements of the 2nd Canadian Corps are new to battle. All Divisional Support platoons are rated **Confident Trained**.

RELUCTANT	CONSCRIPT
CONFIDENT	TRAINED
FEARLESS	VETERAN



4TH CANADIAN ARMoured DIV.

ARMoured PLATOON

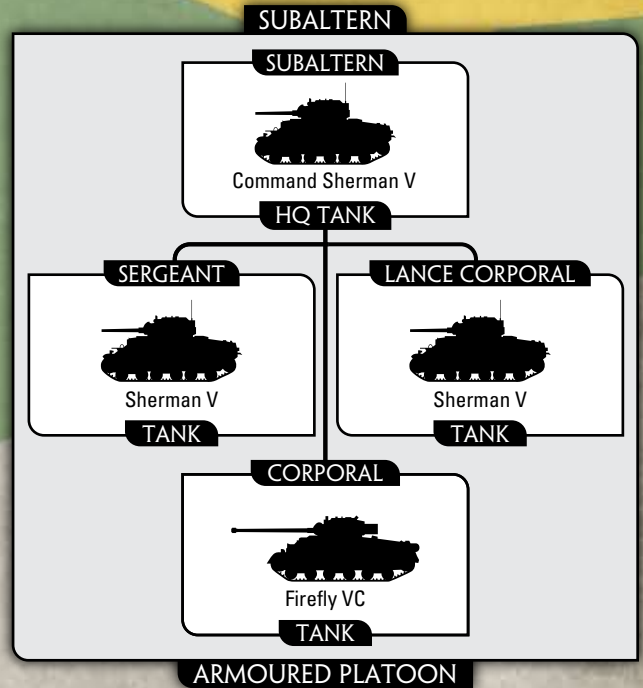
PLATOON

3 Sherman V and 1 Firefly VC 290 points

OPTION

- Arm any or all Sherman V or Firefly VC tanks with a .50 cal AA MG for +5 points per tank.

Armoured platoons are designed for attack. The Sherman V tanks of the 4th Canadian Armoured Division's armoured regiments also have the excellent Firefly VC armed with the 17 pdr anti-tank gun ideal for taking out the big German tanks.



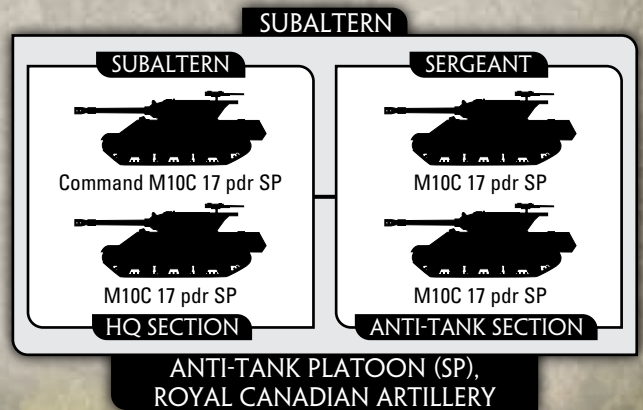
ANTI-TANK PLATOON (SP), ROYAL CANADIAN ARTILLERY

PLATOON

2 Anti-tank Sections 270 points

1 Anti-tank Section 140 points



The lend-lease program is in full swing. Among the various items supplied by the Americans is the M10 3" SP gun (nicknamed the 'Wolverine' by the Canadians). The British also rearmed many of these with 17 pdr anti-tank guns and it was this M10C variant the 4th Canadian Armoured Division received 24 of.



MOTOR PLATOON

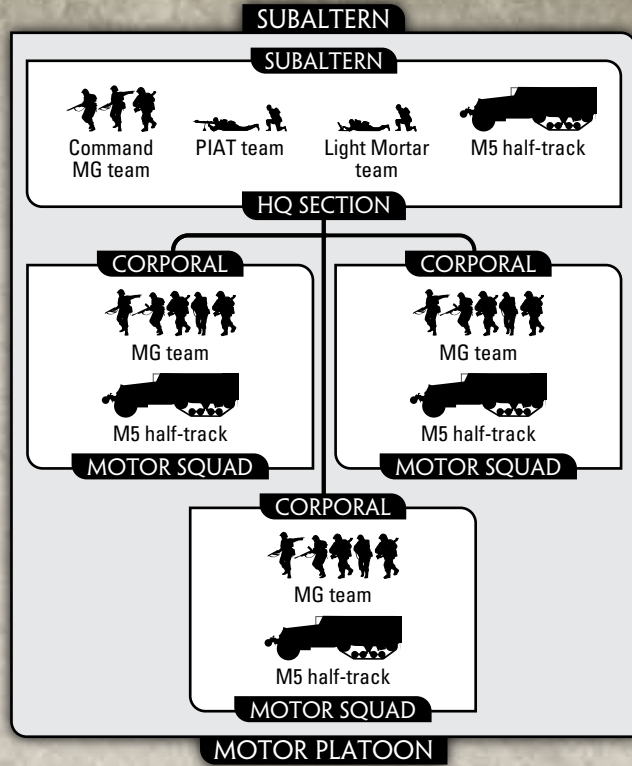
PLATOON

HQ Section with:

-  3 Motor Squads 120 points
-  2 Motor Squads 100 points



The motor platoon is still the small, tight-knit group of soldiers it has always been. Each section lives in its vehicle, the lend-lease M5 half-track made by International Harvester in the States. This provides them with protection from Jerry small arms fire as well as a home away from home.

The half-tracks don't have the vehicle-mounted machine-guns of their American counterparts—the war ministry has found other uses for those—however the riflemen are furnished with ample Bren light machine-guns, PIAT anti-tank projectors and light mortars. This gives them remarkable firepower for such a small unit.



LIGHT ANTI-AIRCRAFT PLATOON (SP)

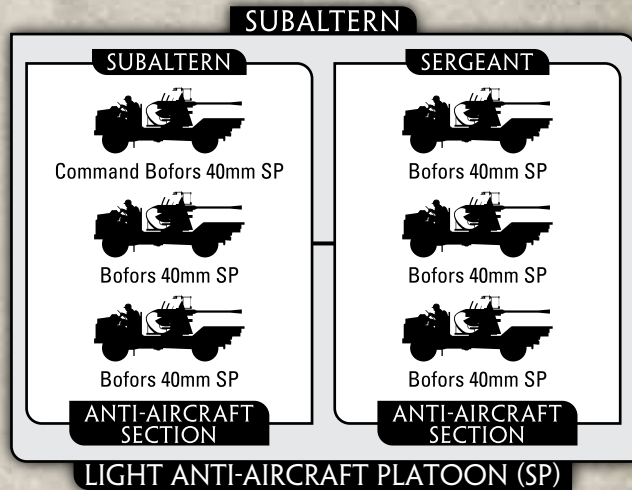
PLATOON

-  2 Anti-aircraft Sections 195 points
-  1 Anti-aircraft Section 110 points

OPTION

- Replace all three Bofors 40mm SP self-propelled guns in each section with four Oerlikon 20mm SP self-propelled guns for -25 points per Anti-aircraft Section.


If you believe the 'Brylcreem Boys' of the RAF, the Jerries never manage to crack their air superiority. But the *Luftwaffe* still gets through on occasion, and it's the job of the division's light anti-aircraft regiment to deal with that eventuality.



Some 40mm Bofors guns have been mobilised by mounting them on trucks. The light batteries have self-propelled 20mm Oerlikon guns for use against low-level raiders.

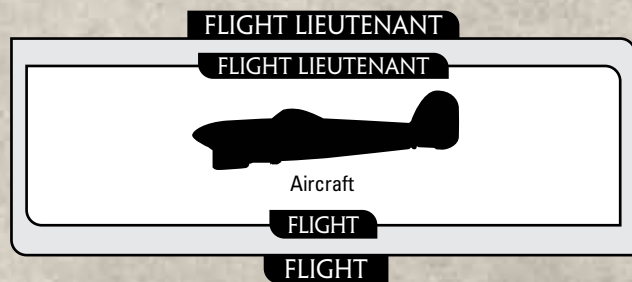
AIR SUPPORT

PRIORITY AIR SUPPORT

-  Typhoon 220 points

LIMITED AIR SUPPORT

-  Typhoon 170 points




FIELD BATTERY (SP), ROYAL CANADIAN ARTILLERY


PLATOON


HQ Troop with:

Two Gun Troops with:

 8 Sextons 350 points

One Gun Troop with:

 4 Sextons 205 points

 2 Sextons 120 points

OPTION

- Add 15 cwt trucks at +5 points for the battery.

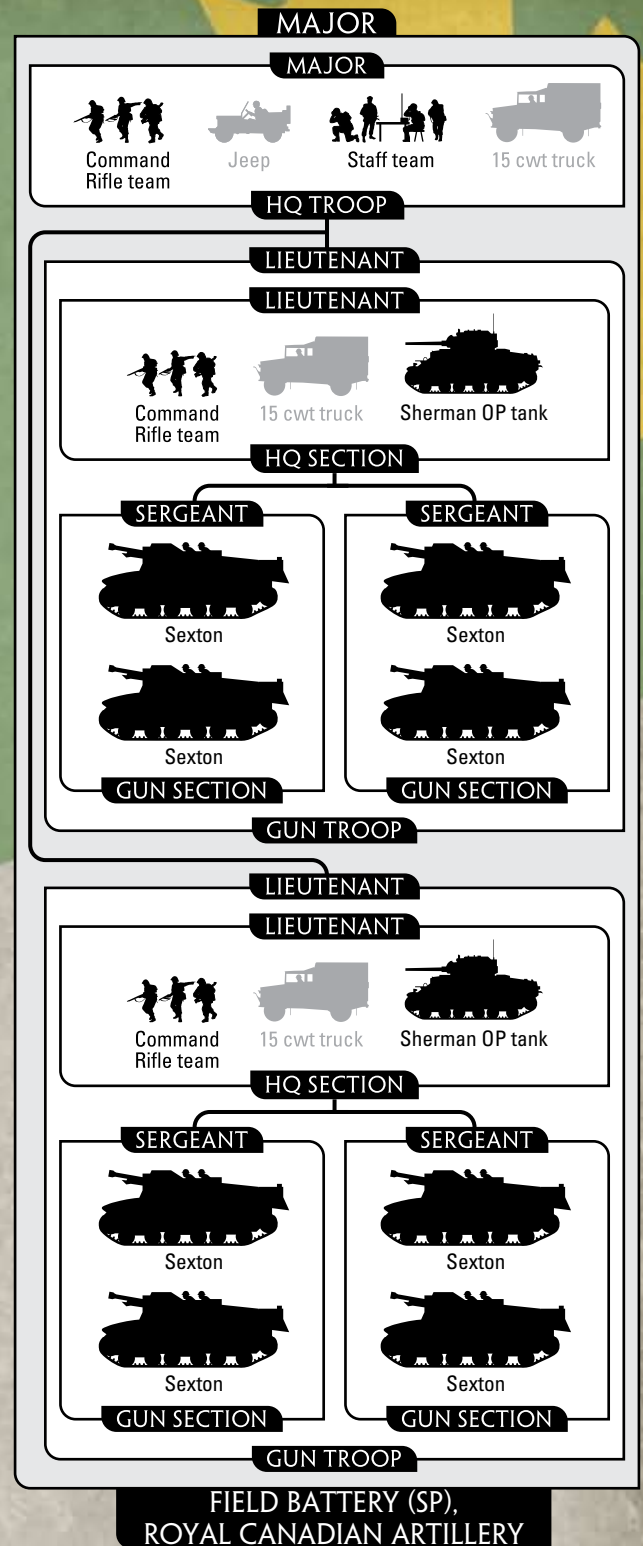
Observer Sherman OP tanks cannot launch assaults.

Although a Field Battery (SP), Royal Canadian Artillery is a single Support choice, each Gun Troop operates as a separate platoon with its own Command team. The Command team and Staff team of the HQ Troop must be attached to a Gun Troop from its battery at the start of the game before deployment, see the British Artillery special rules on page 248 of the rulebook.

The 23rd Field Regiment (SP) of the Royal Canadian Artillery was armed with the Sexton self-propelled 25 pdr gun.

The SP artillery can serve in dual roles, both as artillery and anti-tank, although its anti-tank capability has been reduced over time with the thicker armour of the German Panzers and so care should be taken when engaging enemy tanks.




In the indirect fire role, they reign supreme with the ability to sustain bombardments on dug-in guns and infantry. Even better, when destructive fire is needed, the observer orders a Mike Target and the entire regiment fires on the same coordinates, swamping the enemy in a deluge of shells.



FIELD BATTERY, ROYAL CANADIAN ARTILLERY

PLATOON

HQ Troop with:
Two Gun Troops with:

-  8 OQF 25 pdr 260 points
- One Gun Troop with:
-  4 OQF 25 pdr 155 points
-  2 OQF 25 pdr 95 points

OPTION

- Add Jeep, 15 cwt trucks and Quad tractors at +5 points per Gun Troop.

Although a Field Battery, Royal Canadian Artillery is a single Support choice, each Gun Troop operates as a separate platoon with its own Command team. The Command team and Staff team of the HQ Troop must be attached to a Gun Troop from its battery at the start of the game before deployment, see the British Artillery special rules on page 248 of the rulebook.

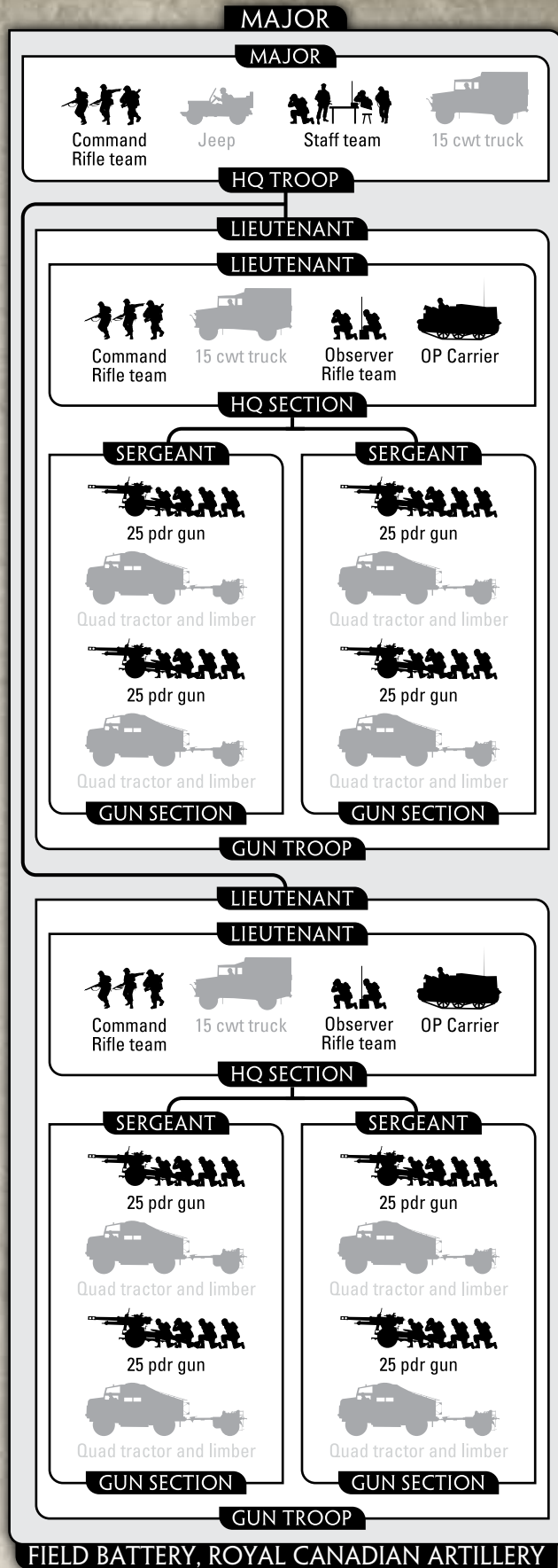
The 15th Field Regiment, Royal Canadian Artillery, is equipped with towed OQF 25 pdr field guns. The OQF 25 pdr field gun is a reliable, accurate, well-designed and much-liked gun. With a well trained crew capable of firing 12 rounds a minute, it's little wonder that the Germans in Normandy believe that the 25 pounders are 'automatic' and 'belt-fed'!

Your division has three field regiments, each of three batteries of eight guns, giving the division 72 guns, nearly twice as many as most other armies. Each battery is 'married' up to an infantry battalion, so the infantry can always expect rapid fire support from the gunners.

Canadian artillery places quick response to fire orders at the top of the list. Getting rounds on the ground in the right place is more important than pin-point precision. By itself a battery can rain down a devastating barrage on any enemy formation in sight of the highly-trained forward observers.

If the observing officer thinks the target warrants it, they can order a Mike Target. The whole field regiment then fires with all twenty-four guns as quickly as possible. Initially, only the observer's own battery fires, but minutes later, the others join in to create utter devastation.

No Canadian officer in his right mind should even consider fighting a battle without plenty of field artillery in support.



FIELD BATTERY, ROYAL CANADIAN ARTILLERY



CANADIAN ARSENAL



TANK TEAMS

Name <i>Weapon</i>	Mobility <i>Range</i>	Front <i>ROF</i>	Armour		Equipment and Notes
			Side <i>Anti-tank</i>	Top <i>Firepower</i>	

MEDIUM TANKS

Sherman V	Standard Tank	6	4	1	Co-ax MG, Hull MG, Tow hook.
<i>M3 75mm gun</i>	<i>32"/80cm</i>	<i>2</i>	<i>10</i>	<i>3+</i>	<i>Semi-indirect fire, Smoke.</i>
Firefly VC	Standard Tank	6	4	1	Co-ax MG, Tow hook.
<i>OQF 17 pdr gun</i>	<i>32"/80cm</i>	<i>2</i>	<i>13</i>	<i>3+</i>	<i>No HE, Semi-indirect fire.</i>

SELF-PROPELLED ANTI-AIRCRAFT GUNS

Oerlikon 20mm SP	Wheeled	-	-	-	
<i>Oerlikon 20mm gun</i>	<i>16"/40cm</i>	<i>4</i>	<i>5</i>	<i>5+</i>	<i>Anti-aircraft.</i>
Bofors 40mm SP	Wheeled	-	-	-	Gun shield, Awkward layout.
<i>Bofors 40mm gun</i>	<i>24"/60cm</i>	<i>4</i>	<i>6</i>	<i>4+</i>	<i>Anti-aircraft.</i>

SELF-PROPELLED ANTI-TANK GUNS

M10C 17 pdr SP	Standard Tank	4	2	0	.50 cal AA MG.
<i>OQF 17 pdr gun</i>	<i>32"/80cm</i>	<i>2</i>	<i>13</i>	<i>3+</i>	<i>No HE, Slow traverse.</i>

SELF-PROPELLED GUNS

Sexton	Standard Tank	1	0	0	AA MG.
<i>OQF 25 pdr gun</i>	<i>24"/60cm</i>	<i>2</i>	<i>9</i>	<i>3+</i>	<i>Hull mounted, Smoke.</i>
<i>Firing bombardments</i>	<i>80"/200cm</i>	<i>-</i>	<i>4</i>	<i>5+</i>	<i>Smoke bombardment.</i>
Sherman OP	Standard Tank	6	4	1	Hull MG.

RECONNAISSANCE

Ford Lynx (Daimler Dingo)	Jeep	1	0	0	AA MG.
---------------------------	------	---	---	---	--------

ARMoured CARS

Staghound I	Wheeled	3	1	0	Co-ax MG, Hull MG.
<i>M3 37mm gun</i>	<i>24"/60cm</i>	<i>2</i>	<i>7</i>	<i>4+</i>	
Staghound III	Wheeled	3	1	0	Co-ax MG.
<i>OQF 75mm gun</i>	<i>32"/80cm</i>	<i>2</i>	<i>10</i>	<i>3+</i>	<i>Smoke.</i>

VEHICLE MACHINE-GUNS

Vehicle MG	<i>16"/40cm</i>	<i>3</i>	<i>2</i>	<i>6</i>	<i>ROF 1 if other weapons fire.</i>
.50 cal Vehicle MG	<i>16"/40cm</i>	<i>3</i>	<i>4</i>	<i>5+</i>	<i>ROF 1 if other weapons fire.</i>



GUN TEAMS

Weapon	Mobility	Range	ROF	Anti-tank	Firepower	Notes
QQF 25 pdr gun	Heavy	24"/60cm	2	9	3+	Gun shield, Smoke, Turntable.
Firing bombardments		80"/200cm	-	4	5+	Smoke bombardment.

INFANTRY TEAMS

Team	Range	ROF	Anti-tank	Firepower	Notes
Rifle team	16"/40cm	1	2	6	
MG team	16"/40cm	3	2	6	ROF 2 when pinned down.
Light Mortar team	16"/40cm	1	1	4+	Smoke, Can fire over friendly teams.
PIAT team	8"/20cm	1	10	5+	Tank Assault 4.
Staff team	16"/40cm	1	2	6	Moves as a Heavy Gun team.

ADDITIONAL TRAINING AND EQUIPMENT

Pioneer teams are rated as Tank Assault 3.

TRANSPORT TEAMS

Vehicle	Mobility	Armour			Equipment and Notes
		Front	Side	Top	
Jeep	Jeep	-	-	-	
CMP 15 cwt or 3-ton truck	Wheeled	-	-	-	
Quad or Morris AA tractor	Wheeled	-	-	-	
White scout car	Jeep	1	0	0	
M5 half-track	Half-tracked	1	0	0	
OP Carrier	Half-tracked	0	0	0	

AIRCRAFT

Aircraft	Weapon	To Hit	Anti-tank	Firepower	Notes
Typhoon	Cannon	3+	8	5+	
	Rockets	3+	6	3+	

