

POLES IN ITALY

OFFICIAL BRIEFING

2ND POLISH CORPS IN ITALY 1944



*History by Charles Stubbs, Intelligence Briefing by
Heath Alexander, Todd Schnieder and Wayne Turner*



FLAMES OF WAR.

THE WORLD WAR II MINIATURES GAME

UPDATED ON
21 Nov 2012



POLISH FORCES, ITALY 1944



"For this action let the lion spirit enter your hearts, keep deep in your heart God, honour and our land — Poland! Go and take revenge for all the suffering in our land, for what you have suffered for many years in Russia and for years of separation from your families!"
- General Anders, addressing the troops before Monte Cassino.

II POLISH CORPS FORMATION

General Wladislaw Sikorski, the head of the Polish government in exile in London negotiated with the Soviet government to free the Poles detained in the USSR to form a new army. After the agreement was signed in 1941 two new Polish infantry divisions were formed. Major General Wladislaw Anders, a former prisoner, was appointed to command the new army. In December 1941 it was decided to expand the Polish army to six divisions, of which 25,000 were transferred to the west. A move to Iran started in March 1942, with a further contingent in August.

Now in the Middle East, the Poles went through a phase of reorganisation and training leading to a new title of Polish Army in the East. The Independent Carpathian Rifle Brigade, which had served with distinction at Tobruk and the Western Desert, became the 3rd Carpathian Rifle Division. Other new formations were the 5th "Kresowa" Infantry Division, the 2nd Armoured Brigade and the 2nd Artillery Group. In June 1943 the force was re-designated the II Polish Corps. At the Quebec conference in August 1943, Churchill decided to send the II Polish Corps to Italy.

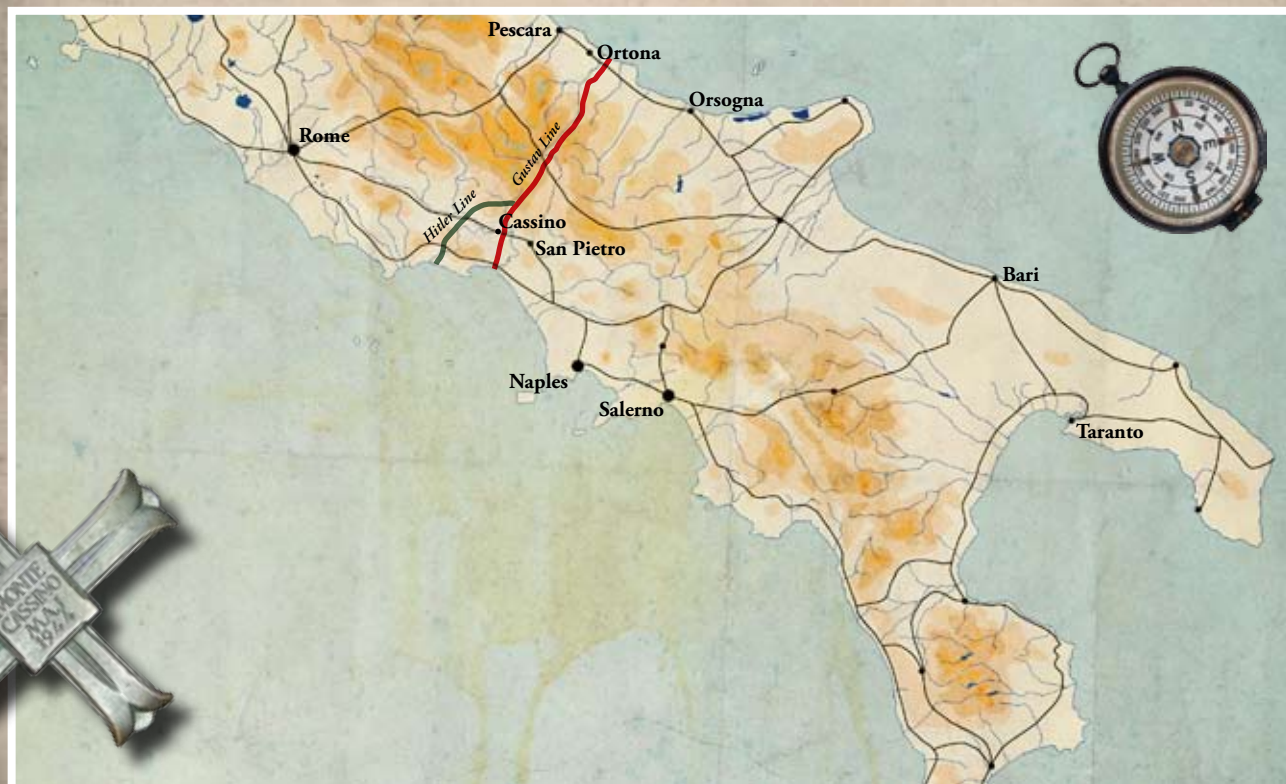
In July and August of 1943, the II Polish Corps moved to Palestine for final training. This consisted of manoeuvres in the mountainous regions to acclimatize the troops to the terrain they would encounter in Italy.

Due to manpower shortages, both divisions were comprised

of only two infantry brigades. The 3rd Division had the 1st and 2nd Carpathian Rifle Brigades, and the 5th Division had the 5th "Wilenska" and the 6th "Lwowska" Infantry Brigades.

The rest of the divisional order of battle followed along British lines, i.e. three field artillery regiments, one anti-tank and one anti-aircraft artillery regiment, one reconnaissance regiment, and all the other support and service units of an infantry division. The Corps's 2nd Armoured Brigade consisted of three armoured regiments and supporting units.

Replacing battle casualties became a severe problem for the Polish high command. The Polish infantry suffered heavy casualties, especially at Cassino. This caused commanders to scrape the bottom of the barrel for replacements, due to the Polish Government's policy of deploying the corps together. To solve this problem, reinforcements were enlisted from Poles who had been forced into the service of the German army and been recaptured by the Allies. This allowed units to maintain a level of strength to continue combat operations. Apart from replacing losses, this rather unconventional method also reinforced the II Corps. An additional third brigade was formed for both infantry divisions, which was in line with the British order of battle. The 2nd Armoured Brigade was reinforced to become an armoured division in 1945. A new armoured brigade, the 14th "Wielkopolska", and other new regiments were also formed. To support the operations of the II Polish Corps was the 2nd Base Corps. This unit





consisted of the 7th Infantry Division as a training reserve, an army training centre, four general hospitals and various support and service units.

THE POLES ARRIVE IN ITALY

Elements of the 3rd Carpathian Rifle Division began landing at Taranto on 21 December 1943. The transfer of all Polish units from Egypt and the Middle East continued until the middle of April 1944. These troops landed at the Italian ports of Taranto, Bari and Naples, which had been captured by the Allies. The II Polish Corps was followed by 2nd Base Corps. The first Polish unit to see action in Italy was the Independent Commando Company. On 29 December 1943, it took part in a diversionary raid with No 9 Commando on the Garigliano river estuary defences.

Under the command of the Eighth Army, Lieutenant General Wladislaw Anders led his fellow exiles of the II Polish Corps with dash and determination. After the death of General Sikorski, Anders became the main influence of Polish hopes. To his countrymen he was an inspiration, and to his allies he was a military leader whose ability commanded the greatest respect.

GUSTAV LINE

The Allied armies hoped to be in Rome by December of 1943, and Churchill had assured Alexander 'You will be in Rome by the end of the year'. A combination of weather, difficult going and skilful German defence had slowed the Allies advance to a crawl. Since 21 November 1943 Field Marshal Kesselring was appointed C-in-C Army Group C, a brilliant commander whose skill, imagination and flexibility in defence caused the Allies great difficulty. By December 1943, the defences of the Gustav Line had halted Alexander's drive on Rome.

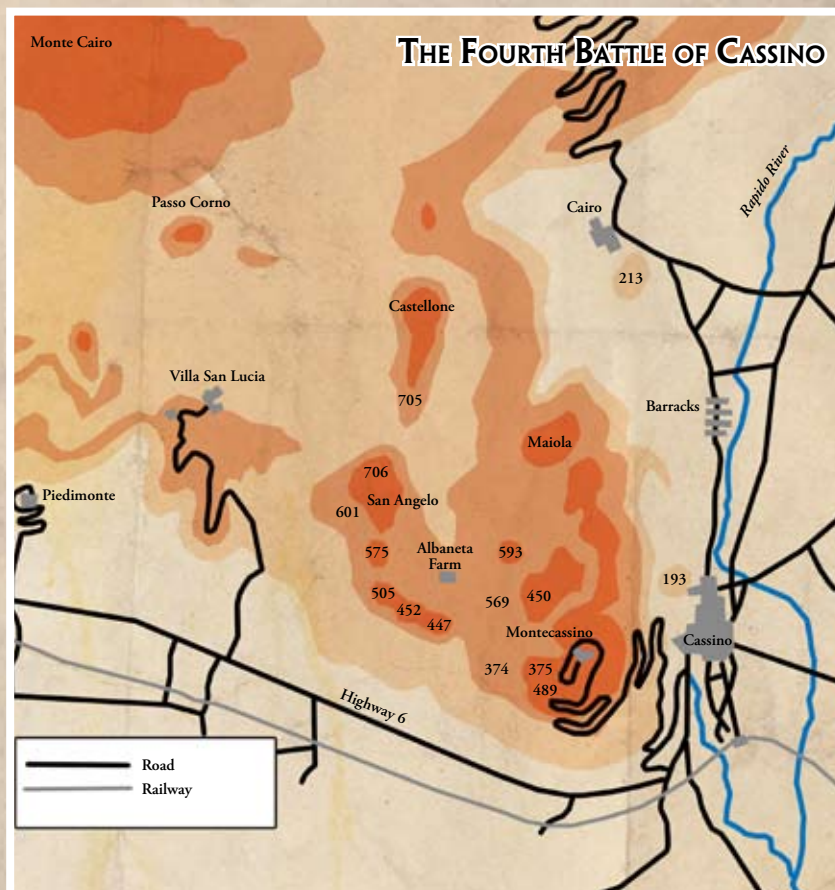
The Gustav Line was the German main defence line in Italy, with Monte Cassino as its central point. It crossed the Italian peninsula at its narrowest and most mountainous region, where the mountains extended from the Tyrrhenian Sea in the west to the Adriatic Sea in the east.

The first offensive against the Gustav Line started on 4 January 1944 with US and French forces unable to break through by the beginning of February. The Indians and New Zealanders replaced the Americans for a new offensive on 15 February from Cassino to take Monte Cassino. Bad weather halted the attempt. The Germans replaced their 15. *Panzer Grenadier Division* with the 1. *Fallschirmjäger Division* during this period in the Cassino sector. For three months the Allies had been held at Monte Cassino, with every attack repulsed by the German paratroopers. Thus it was decided to outflank the

monastery and not frontally assault it. The third offensive started on 15 March, which was preceded by an aerial bombardment aimed at total destruction of the monastery and the town of Cassino. This attack too had failed by 22 March.

THE FOURTH BATTLE OF CASSINO

The II Polish Corps was assigned to launch the fourth assault on the monastery, from the northern flank. The offensive started on the night of 11/12 May with the 5th "Kresowa" Infantry Division's, 5th "Wilenska" Rifle Brigade assaulting Saint Angelo hill, Points 706, 601 and 575. This attack failed with heavy losses due mainly to German artillery. General Anders withdrew the division to its start line on the night of 12 May. The 3rd Carpathian Rifle Division's, 1st Carpathian Rifle Brigade was to assault Point 593 (Mt Calvary) and Albaneta Farm. This attack succeeded at the start by taking Point 593 by surprise. However on 12 May the German paratroopers repeatedly assaulted the Polish defenders no less than four times. After desperate defence, the Poles were forced to withdraw. General Anders now had both divisions back at the start line. Both divisions attacked again four times on 13 and 14 May. Another attack on 16 May by 6th "Lwowska" Rifle Brigade on the right and 2nd Carpathian Rifle Brigade on the left succeeded in capturing Point 593, Albaneta Farm and other German strongpoints near the monastery. On 18 May the 12th "Podolski" Lancers reached the monastery and hoisted the Polish flag. The Poles continued fighting until 25 May, when the positions of Saint Angelo hill, Point 575, Passo Corno and Mount Cairo were captured. Eight hundred Polish soldiers had been killed in the battle.



ON THE ADRIATIC COAST

After the battles of Monte Cassino, the II Polish Corps was deployed on the Adriatic coast. On 15 June the 3rd Carpathian Rifle Division replaced the 4th Indian Division and this sector now came under command of the II Polish Corps. The II Polish Corps headquarters was located at San Vito near Ortona. Additional British units also arrived to bolster the strength of the II Polish Corps. The 17th and 26th Heavy Artillery Regiments Royal Artillery, the 7th Queens Own Hussars and other units were placed under command of the II Polish Corps. The 5th "Kresowa" Infantry Division arrived between 18 and 21 June, followed by the II Polish Corps artillery and the 2nd Armoured Brigade.

The Poles moved fast up the Adriatic coast and by 20 June were at the Aso River. As they advanced, stiffer German resistance was encountered around the Chienti River. This held up the Pole's offensive temporarily, but by 6 July they had captured Osimo, which was only 10 miles south of the port at Ancona. After a fierce battle the town was captured on 18 July. On 19 July the Poles crossed the Osimo River, and encountered strong German opposition near Ostra. The Germans had brought part of the 71. *Infanteriedivision* and the 1. *Fallschirmjägerdivision* into this sector. It was another ten days before they reached the next river, the Misa. Another battle developed for the town of Senigallia. On 11 August, the Cesano River was crossed and by 22 August the II Polish Corps was across the Metauro River. This brought them to the edge of the Gothic Line.

THE GOTHIC LINE

The Allies now reorganised their forces before the impending assault on the Gothic Line. The II Polish Corps was on the extreme right flank of the Adriatic coast, with the 1st Canadian Corps on its left. Operation Olive, the break-through in the Adriatic sector began on the night 25/26 August. The II Polish Corps opened the offensive, capturing the high ground north of the resort of Pesaro. Their task complete, the II Polish Corps now withdrew to become a reserve force. After a short period of rest the II Polish Corps returned to the battlefield and occupied Predappio, which was the birthplace of Mussolini, and Castrocaro on 27 October. The Poles bypassed Faenza, crossed the Lamone River and captured the town of Brisighella on their way to the Senio River. All operations ceased by the end of December 1944.

REORGANISATION

During the period from October 1944 to January 1945, the II Polish Corps was reinforced and reorganised. The 3rd Carpathian Rifle Division and the 5th "Kresowa" Infantry Division had the 3rd Carpathian Rifle Brigade and the 4th "Wolynska" Rifle Brigade added respectively. The 2nd Armoured Brigade was reinforced into an armoured division with the addition of the Carpathian Lancer Regiment, 2nd Motorised Commando Battalion, 16th "Pomorska" Infantry Brigade, 4th Armoured Regiment "Skorpion", 1st "Krechowieckich" Lancer Regiment and the 6th Armoured Regiment "Dzieci Lwowskich".



Poles raise their flag above the ruins of the Monte Cassino Monastery.



In January 1945 the Italian front was at a standstill. The Eighth Army, after a series of hard fought river crossings stood on the banks of the Senio River. The country was sodden from winter rains and armoured operations were impossible.

A STAB IN THE BACK

In early March 1945 General McCreery, commander Eighth Army, met with General Anders. During this discussion of the battle plan, Anders learned of the terms of the Yalta Agreement. It meant Poland would be handed over to a Communist regime to be a satellite state of the Soviet Union. General Anders said, "How can I ask my soldiers to go on fighting. I must withdraw them from the line." To which McCreery said, "There were no troops to replace them and a 10 mile gap would be opened up." Anders remained silent for a minute and said "You can count on the II Polish Corps for this coming battle. We must defeat Hitler first."

THE FINAL OFFENSIVE

The final offensive to break the stalemate on the Italian front was scheduled for the night of 9 April 1945. The II Polish Corps, spearheaded by the 3rd Carpathian Rifle Division attacked over the Senio River, north of the Via Emilia (Highway 9) towards Bologna. By 14 April the town of Imola was captured. At this point the Poles were confronted by their old enemy, the German *1. Fallschirmjägerdivision*. The Polish attack was so successful that the *1. Fallschirmjägerdivision* was completely disintegrated. The divisional flag was eventually presented to General Anders as a trophy. Bologna fell to the 3rd Carpathian Rifle Division on the morning of 21 April. Victory was declared in Italy on 2 May 1945.

POLISH SPECIAL RULES

The Polish forces in Italy were trained and organised along British lines and use the following British Special Rules: *Carry On*; *Sergeant*; *Night Attack*; *Semi-indirect Fire*; *Eight-gun or Twelve-gun Batteries*; *Independent Command*; *Combined Bombardment*; *Mike Target*; and *HMG Bombardments*.

FATE OF THE NATION

The Poles fight to re-establish their nation, and by fighting well alongside the Allies they hope gain support for their cause. They display remarkable bravery in combat, often pushing on to take objectives when any other men would of turned back.

A Polish platoon joined by a 2iC Command team may re-roll failed Platoon Morale Checks.



Poles advance around the hills of Monte Cassino.





KOMPANIA PIECHOTY

INFANTRY COMPANY

(INFANTRY COMPANY)

HEADQUARTERS

HEADQUARTERS



Kompania Piechoty HQ

You must field one platoon from each box shaded black and may field one platoon from each box shaded grey.

COMBAT PLATOONS

INFANTRY



Piechoty Platoon

INFANTRY



Piechoty Platoon

INFANTRY



Piechoty Platoon

WEAPONS PLATOONS

ARTILLERY



Piechoty Mortar Platoon

INFANTRY



Piechoty Pioneer Platoon

ANTI-TANK



Piechoty Anti-tank Platoon

RECONNAISSANCE



Piechoty Carrier Platoon

REGIMENTAL SUPPORT PLATOONS

MACHINE-GUNS



Piechoty Machine-gun Platoon

MACHINE-GUNS



Piechoty Machine-gun Platoon

Piechoty Heavy Mortar Platoon

DIVISIONAL SUPPORT PLATOONS

ARMOUR



Armoured Platoon

British Armoured Platoon

ARMOUR



Self-propelled Anti-tank Platoon

Divisional Anti-tank Platoon

INFANTRY



Piechoty Platoon

ARTILLERY



Field Artillery Battery

ARTILLERY



Field Artillery Battery

Medium Artillery Battery

ANTI-AIRCRAFT



Light Anti-aircraft Platoon

AIRCRAFT



Air Support

AOP



Air Observation Post





MOTIVATION AND SKILL

No soldier is more motivated to fight the Germans than the Pole. While adequately equipped and armed by their British Allies, the soldiers of II Corps had seen little combat until being transferred to Italy in 1944. What they lack in training, they make up for in bravery. A Kompania Piechoty is rated as **Fearless Trained**.

RELUCTANT	CONSCRIPT
CONFIDENT	TRAINED
FEARLESS	VETERAN

HEADQUARTERS

KOMPANIA PIECHOTY HQ

HEADQUARTERS

Company HQ 30 points

OPTION

- Add Jeep or Troop Carrier for +5 points.

The core unit of the II Corps, the Polish Infantry company, is modelled on the British system. A Kompania Piechoty is tough on offence, tougher on defence, and capable of achieving the difficult with the right leadership.



COMBAT PLATOONS

PIECHOTY PLATOON

PLATOON


HQ Section with:

3 Rifle Squads 140 points
2 Rifle Squads 100 points

OPTIONS

- Add Light Mortar team for +15 points.
- Add PIAT team for +15 points.

There are a few veterans of previous wars sprinkled through the Piechoty platoons, and with their lessons, British arms, and Polish bravery, the soldiers of the platoons will soon be on their way back to Poland, the Germans fleeing before them.



WEAPONS PLATOONS

PIECHOTY MORTAR PLATOON

PLATOON

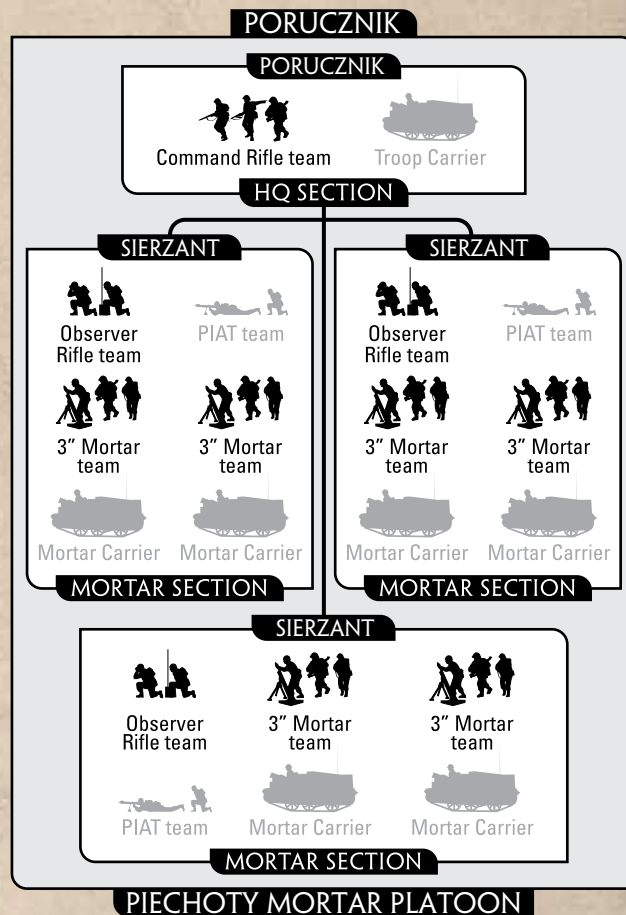
HQ Section with:

3 Mortar Sections	150 points
2 Mortar Sections	105 points
1 Mortar Section	50 points

OPTIONS

- Add PIAT teams for +15 points per team.
- Add Troop and Mortar Carriers for +5 points for the platoon.

The new ML 3" Mark II mortar is a big improvement over the old Mark I. Its increased range allows it to match the German weapons and cover a greater area. Added to the new mortar carriers, the mortar platoons are set to give the infantry immediate support, wherever and whenever needed.



PIECHOTY PIONEER PLATOON

PLATOON

HQ Section with:

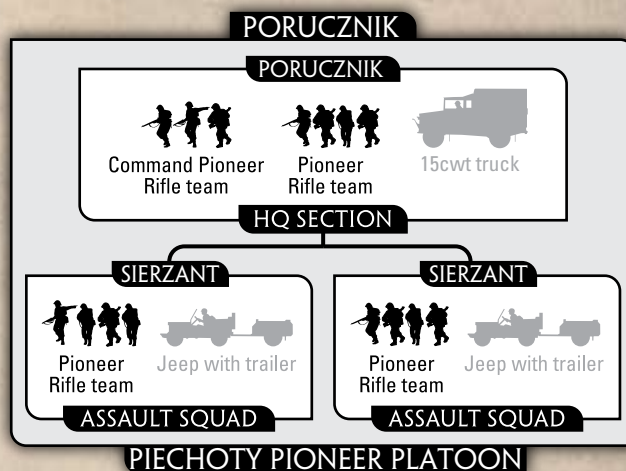
2 Assault Squads	80 points
1 Assault Squad	60 points

OPTIONS

- Add 15 cwt truck and Jeeps with trailers to the platoon for +5 points.
- Replace 15 cwt truck with an M5 half-track at no cost.

Each infantry regiment had a small complement of tradesmen pioneers for minor engineering tasks like clearing mines and repairing bridges.

You may replace up to one Pioneer Rifle team with a Flame-thrower team at the start of the game before deployment.



PIECHOTY ANTI-TANK PLATOON

PLATOON

HQ Section with:

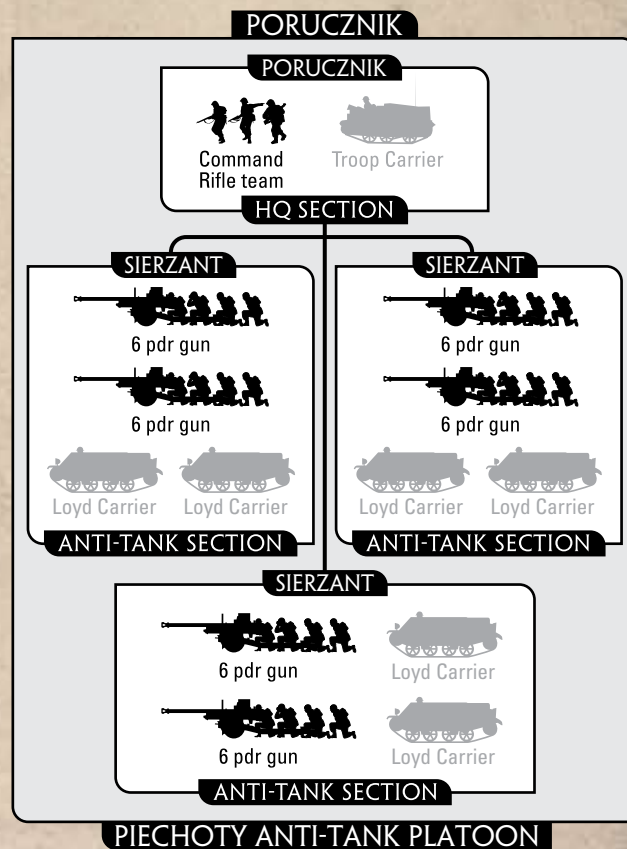
3 Anti-tank Sections	165 points
2 Anti-tank Sections	115 points
1 Anti-tank Section	55 points

OPTION

- Add Troop and Loyd Carriers to the platoon for +5 points.

The British 6 pounder is an improvement over what Poland had in 1939, and while not effective against newer German tanks, it is still a dangerous weapon in the right hands.

The anti-tank gunners have the new tracked Loyd Carrier to tow the gun into battle, giving it a good pace cross-country.



PIECHOTY CARRIER PLATOON

PLATOON

4 Carrier Patrols	300 points
3 Carrier Patrols	225 points
2 Carrier Patrols	150 points
1 Carrier Patrol	75 points

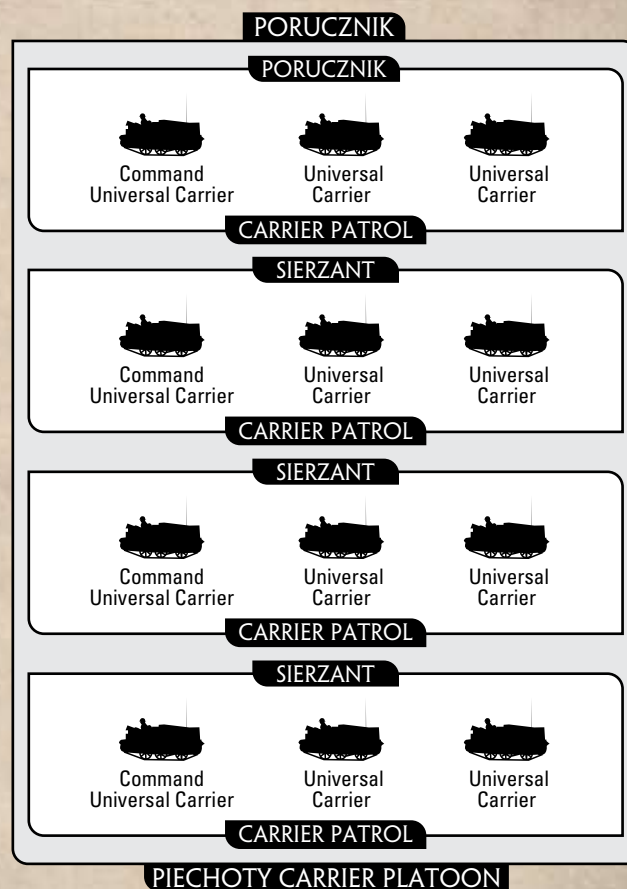
OPTIONS

- Arm any or all Universal Carriers with an extra hull-mounted MG for +5 points per carrier or 0.5" MG for +10 points per carrier.
- Replace up to one extra hull-mounted MG with a Boys anti-tank rifle or PIAT anti-tank projector per Carrier Patrol at no cost.

Although the terrain often wasn't suited for mobile warfare, Poles made excellent use of Carrier Patrols.

Carrier Patrols operate as separate platoons, each with their own command team.

Carrier Patrols are Reconnaissance Platoons.



SUPPORT PLATOONS

PIECHOTY MACHINE-GUN PLATOON

PLATOON

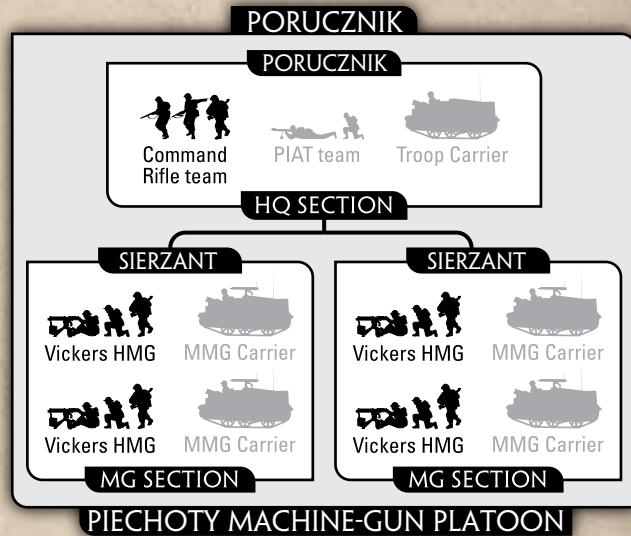
HQ Section with:

2 MG Sections	130 points
1 MG Section	70 points

OPTIONS

- Add PIAT team for +15 point.
- Add Troop Carrier and MMG Carriers for +15 points per MG Section.

Polish HMG teams are just as capable as their British counterparts, and like them can use their weapons in either direct or indirect fire mode.



PIECHOTY HEAVY MORTAR PLATOON

PLATOON

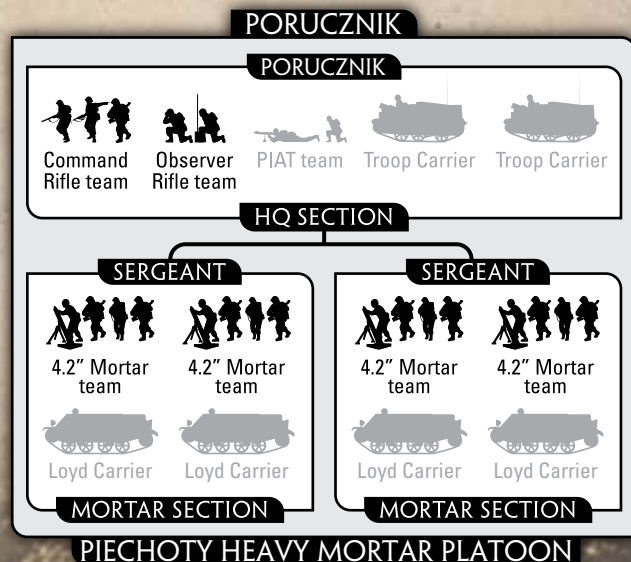
HQ Section with:

2 Mortar Sections	135 points
1 Mortar Section	70 points

OPTIONS

- Add PIAT team for +15 points.
- Add Troop and Loyd Carriers for +5 points for the platoon.

Although few in numbers, the Heavy Mortar platoons are quickly gaining a reputation for quick, accurate fire support. In the mountains of Italy, where longer ranged indirect fire is hard for the artillery someday, the Heavy Mortars are essential support for the Kompania.



Polish Machine-gun team.





WOJTEK THE SOLDIER BEAR



Wojtek was discovered as a young cub in Iran by a local boy who sold him to the nearby Polish garrison. The men embraced him as their unofficial mascot and fed him fruits, marmalade, honey and syrup. He also enjoyed beer and cigarettes much to the delight of his comrades. Wojtek's hobbies included wrestling and he was trained to salute when greeted. Wojtek was officially drafted into the 22nd Artillery Supply Company and travelled with the II Polish Corps to Italy.

During the battle of Cassino the Polish corps was deployed in the mountains above the town where they faced off with the 1. Fallschirmjägerdivision on Hill 592 and the Monastery Hill. Wojtek helped carry ammunition forward over the mountainous terrain, reportedly never dropping a single crate.

In the bloody fighting of Cassino, Wojtek was also a source of inspiration for the men during the long and costly fighting. Soldiers would come to visit Wojtek, offering him cigarettes and beer, reportedly his favourite beverage.

Following the war, Wojtek retired to England along with the rest of Polish troops in exile from the post war Soviet-dominated Poland. In 1947 Wojtek was given to the Edinburgh Zoo where he lived out the rest of his days. He was visited by former soldiers who would often sneak the bear some cigarettes as a tribute to their camaraderie.



WOJTEK THE SOLDIER BEAR IN FLAMES OF WAR

Wojtek the Soldier Bear is a Warrior Transport team rated **Fearless Trained**. Wojtek moves as a Infantry team. Wojtek may join a Polish Kompania Piechoty for +70 points. Wojtek the Soldier Bear is not part of any platoon.

SUPPLY CARRIER

Wojtek and the rest of the 22nd Artillery Supply Company keep their comrades well supplied with ammunition and supplies.

During your turn a Field Artillery Battery can use Wojtek the Soldier Bear to allow it to deliver a burst of fire in a Shooting Step. Wojtek must be In Command with the battery. Wojtek is removed from the table and placed in Reserve before any dice are rolled.

A battery delivering a burst of fire can either:

- *Count as having twice as many weapons when firing an Artillery bombardment in this Shooting Step, or*
- *Roll one extra die to hit for each team that is In Command when shooting in this Step.*

AMMUNITION BEAR-ER

During the battle of Monte Cassino, Wojtek transported hundreds of crates of ammunition to the artillery men. He was very reliable and never dropped a single crate.

While Wojtek is off of the table roll a die at the beginning of your turn when you would normally roll for reserves.

- *On a result of 5+, Wojtek arrives from Reserve.*
- *On any other result, Wojtek his team are still gathering more ammunition and do not arrive this turn.*

LOVABLE MASCOT

Wojtek became a legend among the Polish troops at Cassino, becoming a universal mascot throughout the Polish II Corps.

While Wojtek is on the table he may attempt to inspire the men around him. Wojtek is removed from the table and placed in Reserve before any dice are rolled to re-roll one failed Platoon Morale Check of one Polish platoon that is within Command Distance of Wojtek.



SZWADRON ROZPOZNAWCZY

RECONNAISSANCE SQUADRON

(MECHANISED COMPANY)

HEADQUARTERS

HEADQUARTERS



Szwadron
Rozpoznawczy HQ

You must field one platoon from each box shaded black and may field one platoon from each box shaded grey.

COMBAT PLATOONS

RECONNAISSANCE



Rozpoznawczy Platoon

RECONNAISSANCE



Rozpoznawczy Platoon

RECONNAISSANCE



Rozpoznawczy Platoon

INFANTRY



Rozpoznawczy Assault
Platoon

WEAPONS PLATOONS

ARTILLERY



Piechoty Mortar Platoon

ANTI-TANK



Piechoty Anti-tank
Platoon

DIVISIONAL SUPPORT PLATOONS

ARMOUR



Armoured Platoon

British Armoured Platoon

ARMOUR



Self-propelled Anti-tank Platoon

Divisional Anti-tank Platoon

INFANTRY



Piechoty Platoon

INFANTRY



Piechoty Platoon

MACHINE-GUNS



Piechoty Machine-gun Platoon

Piechoty Heavy Mortar Platoon

ARTILLERY



Field Artillery Battery

ANTI-AIRCRAFT



Light Anti-aircraft Platoon

AIRCRAFT



Air Support

AOP



Air Observation Post

The 12. Pułk ułanów podolskich (12th Podolski Lancer Regiment) worked with the 3rd Carpathan Infantry Division while 15. Pułk ułanów poznańskich (15th Poznan Lancer Regiment) fought with the 5th Kresowa Infantry Division.



MOTIVATION AND SKILL

Poland has one of the best and most noble cavalry traditions in all of Europe, from the Winged Hussars of King Jan to the Uhlans of Napoleon. While the Armoured Car has only recently supplanted the horse, the esprit and valour of the Polish Cavalry is not in doubt. A Szwadron Rozpoznawczy is rated as **Fearless Trained**.

RELUCTANT	CONSCRIPT
CONFIDENT	TRAINED
FEARLESS	VETERAN

HEADQUARTERS

SZWADRON ROZPOZNAWCZY HQ

HEADQUARTERS

Company HQ 25 points

OPTION

- Replace Otter LRC armoured car with Fox (Humber III) armoured car at no cost.

The infantry division's recce regiment leads the way, scouting ahead and locating the enemy's weaknesses and strengths, probing for the soft spots. This intelligence is gathered and reported back in preparation for an attack on the enemy.



The Company Command team of a Szwadron Rozpoznawczy is a Recce team.

COMBAT PLATOONS

ROZPOZNAWCZY PLATOON

PLATOON

HQ Armoured Car with:

2 Recce Sections 165 points
1 Recce Section 100 points

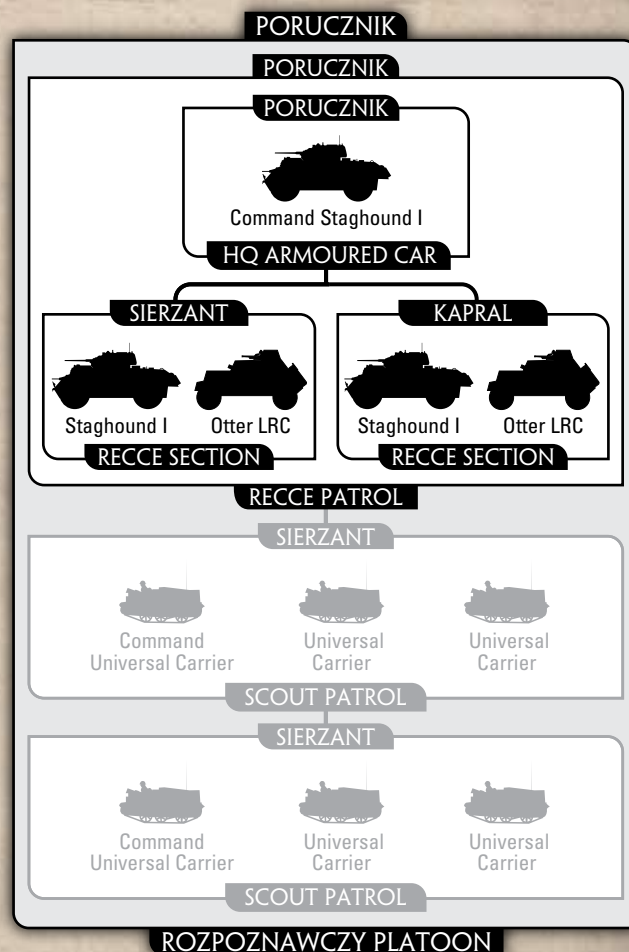
OPTIONS

- Add Scout Patrols for +75 points per patrol.
- Replace Otter LRC armoured cars with Fox (Humber III) armoured cars at no cost.
- Arm any or all Universal Carriers with an extra hull-mounted MG for +5 points per carrier or 0.5" MG for +10 points per carrier.
- Replace up to one extra hull-mounted MG with a Boys anti-tank rifle or PIAT anti-tank projector at no cost.

Recce and Scout Patrols operate as separate platoons, each with their own command team.

Recce and Scout Patrols are Reconnaissance Platoons.

Each Polish infantry division had a Reconnaissance Regiment as part of its divisional troops. The Poles used Staghound armoured cars instead of Humber armoured cars, and used ex-Canadian armoured cars rather than Humber light reconnaissance cars.



ROZPOZNAWCZY ASSAULT PLATOON

PLATOON


HQ Section with:

4 Assault Squads	150 points
3 Assault Squads	120 points
2 Assault Squads	90 points

OPTIONS

- Add PIAT team for +15 points.
- Replace all 15 cwt trucks with White Scout Cars or M5 half-tracks for +5 points for the platoon.

Assault Platoons are well equipped to deal with the enemy's harder defences that the armoured cars can't deal with. Their job is to clear roadblocks for the armoured cars so the recon mission can continue with all haste!



II POLISH CORPS ORDER OF BATTLE 1944

Corps Headquarters

Carpathian Lancer Regiment (Armoured Cars)
7th Armoured Regiment
7th Anti-tank Regiment
7th Light Anti-aircraft Artillery Regiment
8th Medium Anti-aircraft Artillery Regiment
1st Artillery Survey Regiment
663 AOP
2nd Artillery Group Headquarters
9th, 10th, 11th, 12th, 13th Medium Artillery
Regiments
II Corp Engineer Group Headquarters
10th, 20th Engineer Battalion
11th Railway Engineer Battalion
11th Signal Battalion
II Corp Military Police Group

*Various service units including Transport, Medical,
Ordinance, Electrical & Mechanical Engineers, Geographic,
Legal, Pay etc.*

2nd Armoured Brigade

4th Armoured Regiment "Skorpion"
1st "Krechowieckich" Lancer Regiment
6th Armoured Regiment "Dzieci Lwowskich"

3rd Carpathian Rifle Division

Headquarters

1st Carpathian Rifle Brigade
1st, 2nd, 3rd Infantry Battalion
2nd Carpathian Rifle Brigade
4th, 5th, 6th Infantry Battalion
3rd Carpathian Rifle Brigade
7th, 8th Infantry Battalion,
9th "Bolonski" Infantry Battalion
3rd Machine Gun Battalion
12th "Podolski" Lancer Regiment (Recce)
1st, 2nd, 3rd Light Artillery Regiment
3rd Anti-aircraft Artillery Regiment
3rd Light Anti-aircraft Artillery Regiment
3rd Carpathian Rifle Division Engineer Battalion
3rd Carpathian Rifle Division Signal Battalion

5th "Kresowa" Infantry Division

Headquarters

4th "Wolynska" Rifle Brigade
10th, 11th, 12th Infantry Battalion
5th "Wilenska" Rifle Brigade
13th "Rysiw", 14th "Zbikow",
5th "Wilkow" Infantry Battalion
6th "Lwowska" Rifle Brigade
16th, 17th, 18th Infantry Battalion
5th Machine Gun Battalion
15th "Poznanski" Lancer Regiment (Recce)
4th, 5th, 6th Light Artillery Regiment
5th Anti-aircraft Artillery Regiment
5th Light Anti-aircraft Artillery Regiment
5th "Kresowa" Rifle Division Engineer Battalion
5th "Kresowa" Rifle Division Signal Battalion

2nd Base Corps

7th Infantry Division

Headquarters

17th Infantry Brigade
21st, 22nd, 23rd Infantry Battalion
17th Machine Gun Company
17th Artillery Regiment
17th Engineer Company
17th Signal Company

Army Training Centre

Chief Instructor Office (Arms)

Special Courses
Infantry School
Artillery School
Signal School
Wireless School

Chief Instructor Office (Services)

ASC School
Ordnance School
EME School
Administration School

Armoured Corps Training School

School of Engineering
Polish Wing CMTC

In late 1944–early 1945 the Polish II Corps was massively reorganised with and influx of Polish former POWs as reinforcements. An armoured brigade and a armoured division were formed, but never saw combat.



SZWADRON SAMOCHODÓW OPANCERZONYCH

ARMoured CAR SQUADRON

(MECHANISED COMPANY)

HEADQUARTERS

HEADQUARTERS



Szwadron Samochodów
Opancerzonych HQ

You must field one platoon from each box shaded black and may field one platoon from each box shaded grey.

COMBAT PLATOONS

RECONNAISSANCE



Samochód Pancerny
Platoon

RECONNAISSANCE



Samochód Pancerny
Platoon

RECONNAISSANCE



Samochód Pancerny
Platoon

RECONNAISSANCE



Samochód Pancerny
Platoon

RECONNAISSANCE



Samochód Pancerny
Platoon

INFANTRY



Samochód Pancerny
Support Platoon

WEAPONS PLATOONS

ARMOUR



Assault Gun Platoon

DIVISIONAL SUPPORT PLATOONS

ARMOUR



Armoured Platoon

British Armoured Platoon

ARMOUR



Self-propelled Anti-tank Platoon

Divisional Anti-tank Platoon

INFANTRY



Piechoty Platoon

INFANTRY



Piechoty Platoon

ARTILLERY



Piechoty Heavy Mortar Platoon

Field Artillery Battery

ANTI-AIRCRAFT



Light Anti-aircraft Platoon

AIRCRAFT



Air Support

AOP



Air Observation Post



MOTIVATION AND SKILL

Poland has one of the best and most noble cavalry traditions in all of Europe, from the Winged Hussars of King Jan to the Uhlans of Napoleon. While the Armoured Car has only recently supplanted the horse, the esprit and valour of the Polish Cavalry is not in doubt. A Szwadron Samochodów Opancerzonych is rated as **Fearless Trained**.

RELUCTANT	CONSCRIPT
CONFIDENT	TRAINED
FEARLESS	VETERAN

HEADQUARTERS

SZWADRON SAMOCHODÓW OPANCERZONYCH HQ

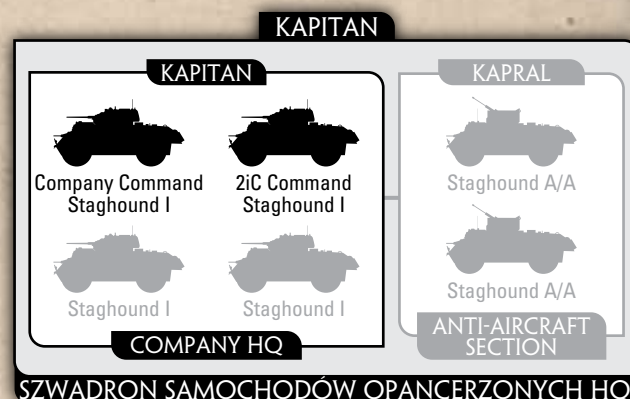
HEADQUARTERS

Company HQ 75 points

OPTIONS

- Add up to two Staghound I armoured cars for +40 points per armoured car.
- Add an Anti-aircraft Section for +75 points.

The teams of a Szwadron Samochodów Opancerzonych HQ are Recce teams.



COMBAT PLATOONS

SAMOCHÓD PANCERNY PLATOON

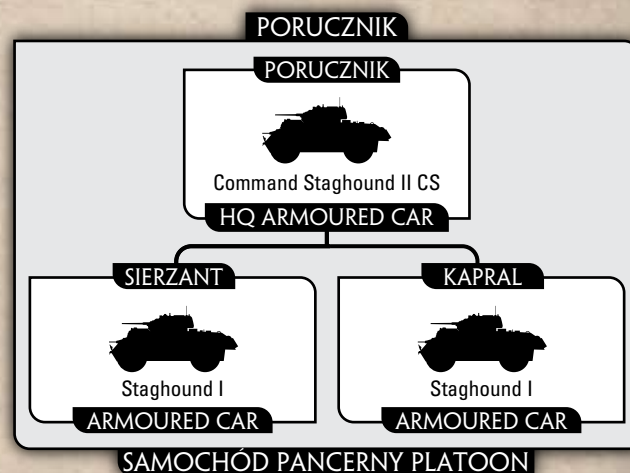
PLATOON

2 Staghound I and 1 Staghound II CS 115 points

Samochód Pancerny Platoons are Reconnaissance Platoons.

The *Pułk ułanów karpackich* (Carpathian Lancer Regiment) was the Polish II Corps armoured car regiment until it moved to the newly forming 2nd Armoured Division to become an armoured regiment.

Their role as the II Corps reconnaissance unit was taken over by the *12. Pułk ułanów podolskich* (12th Podolski Lancer Regiment) who refitted from a Reconnaissance Regiment to become an Armoured Car Regiment.



SAMOCHÓD PANCERNY SUPPORT PLATOON

PLATOON

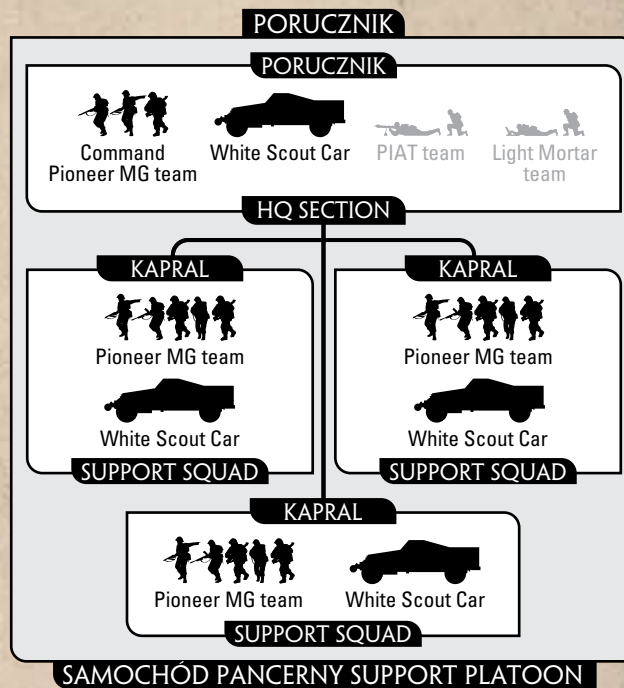
HQ Section with:

3 Support Squads	120 points
2 Support Squads	90 points

OPTIONS

- Add Light Mortar team for +15 points.
- Add PIAT team for +15 points.
- Replace all White Scout Cars with M5 half-tracks at no cost.

Each squadron had supporting infantry equipped for light combat engineering work.



WEAPONS PLATOONS

ASSAULT GUN PLATOON

PLATOON

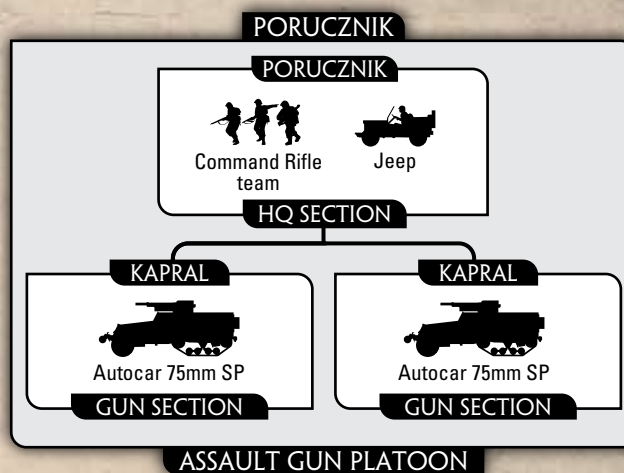
HQ Section with:

2 Autocar 75mm SP	75 points
-------------------	-----------

OPTION

- Replace Jeep with a Daimler Dingo scout car for +5 points.

Sometimes the armoured cars will need the back-up of some heavy firepower from the self-propelled guns of the squadron's assault gun platoon. These American built half-tracks are fitted with 75mm guns to give the squadron some hitting power against both enemy armour and dug-in infantry and guns.





DIVISIONAL SUPPORT

MOTIVATION AND SKILL

Polish divisional troops are all old hands who long ago 'got their knees brown' from the harsh desert sun. All Divisional Support Platoons are rated as **Fearless Trained** unless otherwise noted.

RELUCTANT	CONSCRIPT
CONFIDENT	TRAINED
FEARLESS	VETERAN

ARMoured PLATOON

PLATOON

3 Sherman III

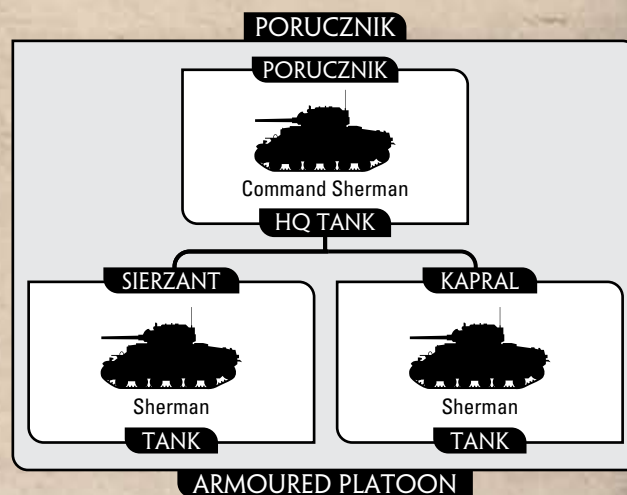
210 points

OPTION

- Arm any or all Sherman tanks with a .50 cal AA MG for +5 points per tank.

While not the equivalent of some German tanks, the Sherman tanks of the Polish 2nd Armoured Brigade are more than a match for many of them.

With all the Firefly's being needed for the upcoming invasion of France the Poles in Italy didn't get any until after February 1945.



BRITISH ARMoured PLATOON

PLATOON

3 Sherman III or V

260 points

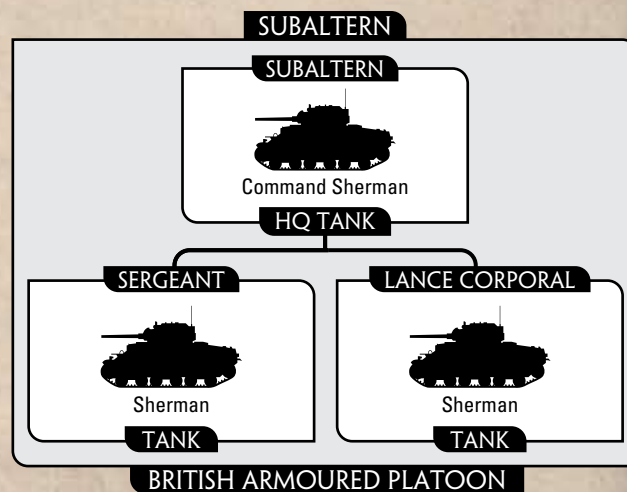
OPTION

- Arm any or all Sherman tanks with a .50 cal AA MG for +5 points per tank.

The tanks of the British 7th Queens Own Hussars supported the troops of the II Polish Corps during 1944.

The British Armoured Brigades operating in Italy are veterans of many campaigns in North Africa and Sicily. They are rated
Confident Veteran.

CONFIDENT VETERAN



SELF-PROPELLED ANTI-TANK PLATOON

PLATOON

4 M10 3" SP	270 points
2 M10 3" SP	135 points

The Poles had 24 M-10 tank-destroyer, which were part of the 7th Self-propelled Anti-tank Regiment.



DIVISIONAL ANTI-TANK PLATOON

PLATOON

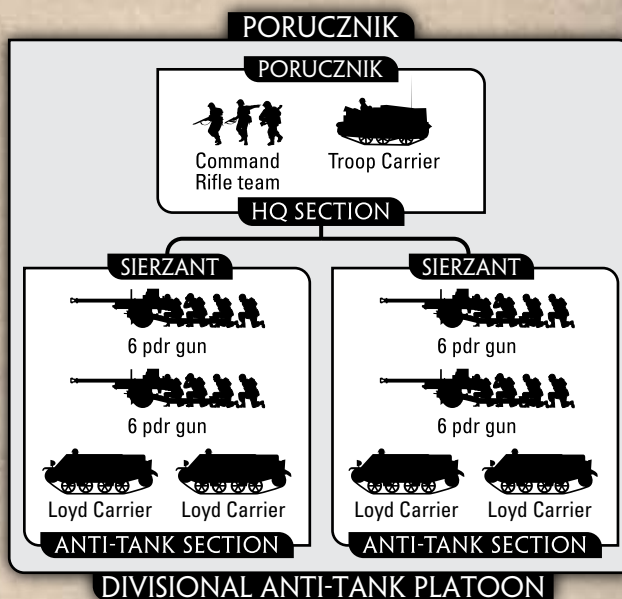
HQ Section with:

2 Anti-tank Sections	120 points
1 Anti-tank Section	60 points

OPTION

- Replace all 6 pdr guns and Loyd Carriers with 17 pdr guns and M5 half-tracks for +40 points per Anti-tank Section.

When the companies own anti-tank assets may not be enough, the guns of the division are often added to help out.



Polish Sherman parked next to a British Stagbound armoured car.



FIELD ARTILLERY BATTERY

PLATOON

HQ Troop with:

Two Gun troops with a total of:

4 Gun Sections 270 points

One Gun troop with a total of:

2 Gun Sections 160 points

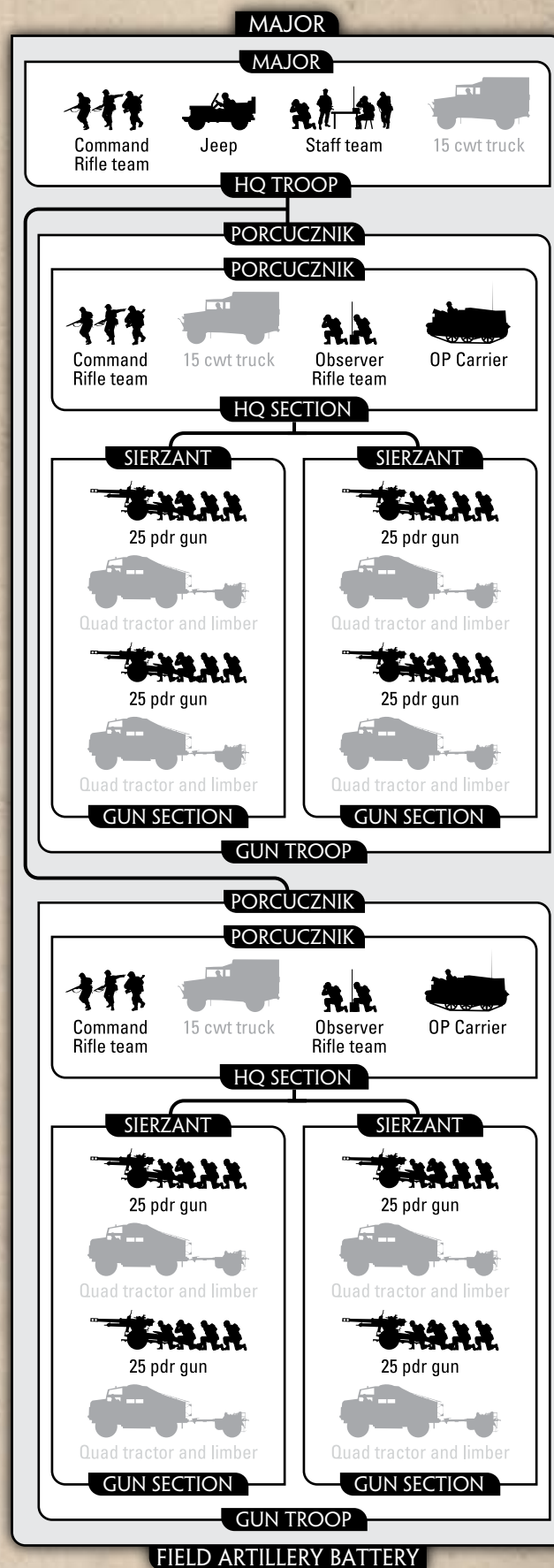
1 Gun Section 90 points

OPTIONS

- Add 15 cwt trucks and Quad tractors for +5 points per Gun Troop.
- Replace the HQ Troop jeep with a White scout car for +5 points.

Polish artillerymen have been well trained by their British allies, and are just as competent in handling their weapons as their Allies. The Poles have a abundance of artillery weapons, and will put them to good use when they are needed.

Although a Field Artillery Batteries is a single Support choice, each Gun Troop operates as a separate platoon with its own Command team. The Command team and Staff team of the HQ Troop must be attached to a Gun Troop from its battery at the start of the game before deployment, see the British Artillery special rules on page 248 of the rulebook.



MEDIUM ARTILLERY BATTERY

PLATOON

HQ Troop with:

Two Gun troops with a total of:

4 Gun Sections 480 points

One Gun troop with a total of:

2 Gun Sections 280 points

1 Gun Section 155 points

OPTIONS

- Add 15 cwt trucks and Matador tractors for +5 points per Gun Troop.

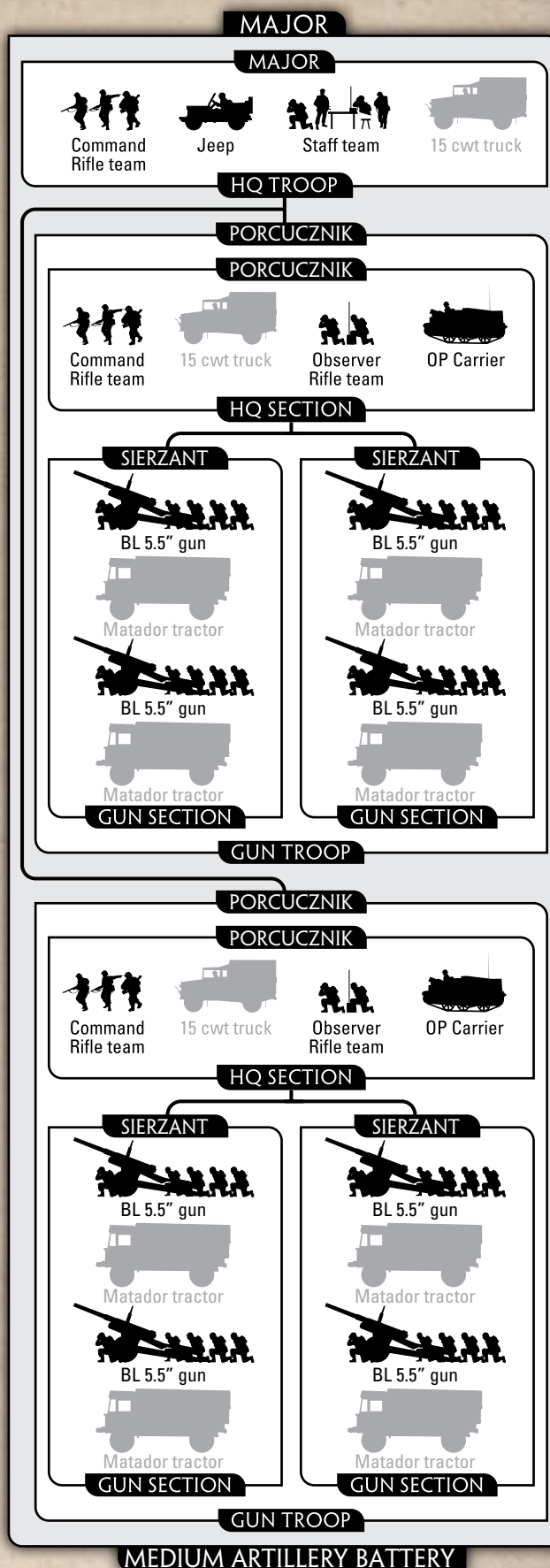
You may not field a Medium Artillery Battery unless you are also fielding a Field Artillery Battery with at least as many guns.

The II Polish Corps has their own 2nd Artillery Group. It contains the 9th, 10th, 11th, 12th, 13th Medium Artillery Regiments.

The mainstay of the medium regiments is the BL 5.5" gun-howitzer. This superb weapon fires a 100lb/45kg shell and can reach targets over 9 miles (nearly 15km) away and adds considerable punch to the Polish artillery capabilities in Italy.

Although a Medium Artillery Battery is a single Support choice, each Gun Troop operates as a separate platoon with its own Command team. The Command team and Staff team of the HQ Troop must be attached to a Gun Troop from its battery at the start of the game before deployment, see the British Artillery special rules on page 248 of the rulebook.

Medium Artillery Batteries may not be placed from Ambush within 16"/40cm of enemy teams.





LIGHT ANTI-AIRCRAFT PLATOON

PLATOON

HQ Section with:

6 40mm Bofors	150 points
3 40mm Bofors	80 points

- Add Jeep and AA tractors for +5 points for the platoon.

Remove HQ Section and replace all 40mm Bofors guns with:

6 Oerlikon 20mm SP	110 points
3 Oerlikon 20mm SP	60 points

6 Bofors 40mm SP	215 points
3 Bofors 40mm SP	110 points

While the wail of Stukas and other German machines are no longer as prevalent, they still make sorties from time to time. With its light anti-aircraft guns, the Divisional Anti-aircraft Platoon is quite capable of keeping the skies over the Infantry clear of enemy planes.

AIR SUPPORT

PRIORITY AIR SUPPORT

Kittyhawk	160 points
-----------	------------

LIMITED AIR SUPPORT

Kittyhawk	130 points
-----------	------------

AIR OBSERVATION POST

AOP

Auster AOP	25 points
------------	-----------

Air Observation Posts follow the rules for Air Observation Posts found on page 139 of the rulebook as well as the Dixie Air Support special rule below.

DIXIE AIR SUPPORT

The German habit of fighting rear-guard actions by day and withdrawing to a new line of defence each night meant that the Allied troops were frequently unable to make contact until late afternoon because of the extensive German demolitions. On those occasions when contact could be made early in the day, the Germans were usually forced to withdraw before dark and then targets became available for the fighter-bombers.

A new system, called *Dixie*, was introduced to make the best use of the few hours of daylight left. When enemy targets appeared, a call was made by Corps for *Dixie*.

The tactical reconnaissance aircraft's task was to find suitable targets for the fighter-bombers and report them. Throughout the *Dixie* period fighter-bomber aircraft were to be kept in the cab rank in successive formations of six. This allowed the fighter-bombers to engage targets as they tried to disengage from Allied ground units.

PORUCZNIK

PORUCZNIK



Command
Rifle team



Jeep

HQ SECTION

SIERZANT



40mm Bofors gun



AA tractor



40mm Bofors gun



AA tractor



40mm Bofors gun



AA tractor

ANTI-AIRCRAFT SECTION

SIERZANT



40mm Bofors gun



AA tractor



40mm Bofors gun



AA tractor



40mm Bofors gun



AA tractor

ANTI-AIRCRAFT SECTION

LIGHT ANTI-AIRCRAFT PLATOON

FLIGHT LIEUTENANT

FLIGHT LIEUTENANT



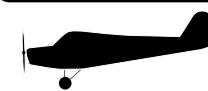
Aircraft

FLIGHT

FLIGHT

FLIGHT LIEUTENANT

FLIGHT LIEUTENANT



Auster AOP

AOP

AIR OBSERVATION POST

At the start of your turn, you may elect to either use your Auster AOP as normal (using the Air Observation Post rules on page 139 of the rulebook) or use it to coordinate Dixie Air Support. The Auster AOP cannot do both in the same turn.

If you choose to use the AOP to coordinate Dixie Air Support, all air attacks against targets within Line of sight and 16"/40cm of the Auster AOP are under its control.

Aircraft under the control of an Auster AOP may re-roll a failed attempt to Range In.

Unlike normal air attacks that cannot be within 16"/40cm of any friendly teams (see Safety Distance rule on page 184 of the rulebook), aircraft under the control of an Auster AOP will only abort if friendly teams are within 12"/30cm of the Aircraft model.





ARSENAL

TANK TEAMS

Name <i>Weapon</i>	Mobility <i>Range</i>	Front <i>ROF</i>	Armour Side <i>Anti-tank</i>	Top <i>Firepower</i>	Equipment and Notes
MEDIUM TANKS					
Sherman III or V <i>M3 75mm gun</i>	Standard Tank <i>32"/80cm</i>	6 2	4 10	1 3+	Co-ax MG, Hull MG, Tow hook. <i>Semi-indirect fire, Smoke.</i>

SELF-PROPELLED ANTI-AIRCRAFT GUNS

Oerlikon 20mm SP <i>Oerlikon 20mm gun</i>	Wheeled <i>16"/40cm</i>	- 4	- 5	- 5+	<i>Anti-aircraft.</i>
Bofors 40mm SP <i>Bofors 40mm gun</i>	Wheeled <i>24"/60cm</i>	- 4	- 6	- 4+	Gun shield, Awkward layout. <i>Anti-aircraft.</i>

SELF-PROPELLED ANTI-TANK GUNS

M10 3" SP <i>M7 3" gun</i>	Standard Tank <i>32"/80cm</i>	4 2	2 12	0 3+	.50 cal AA MG. <i>Slow traverse.</i>
-------------------------------	----------------------------------	--------	---------	---------	---

RECONNAISSANCE

Universal Carrier <i>With Boys anti-tank rifle</i>	Half-tracked <i>16"/40cm</i>	0 2	0 4	0 5+	Hull MG. <i>Hull-mounted.</i>
<i>With PLAT anti-tank projector</i>	<i>8"/20cm</i>	1	10	5+	<i>Hull-mounted.</i>
<i>With .5" MG</i>	<i>16"/40cm</i>	3	4	5+	<i>Hull-mounted.</i>
Otter LRC <i>Boys anti-tank rifle</i>	Jeep <i>16"/40cm</i>	0 2	0 4	0 5+	AA MG. <i>Hull-mounted.</i>

ARMoured CARS

Staghound I <i>M5 37mm gun</i>	Wheeled <i>24"/60cm</i>	3 2	1 7	0 4+	Co-ax MG, Hull MG.
Staghound II CS <i>OQF 3" howitzer</i>	Wheeled <i>24"/60cm</i>	3 2	1 5	0 3+	Co-ax MG. <i>Smoke.</i>
<i>Firing bombardments</i>	<i>40"/100cm</i>	-	3	6	
Staghound AA <i>Twin .50 cal MG</i>	Wheeled <i>16"/40cm</i>	3 5	1 4	0 5+	<i>Anti-aircraft.</i>
Fox (Humber III) <i>15mm Besa gun</i>	Wheeled <i>16"/40cm</i>	1 3	0 5	0 5+	Co-ax MG.
Autocar 75mm SP <i>M1897 75mm gun</i>	Half-tracked <i>24"/60cm</i>	1 2	0 9	0 3+	<i>Hull mounted, Smoke.</i>
<i>Firing bombardments</i>	<i>64"/160cm</i>	-	3	6	<i>Smoke bombardment.</i>
Daimler Dingo scout car	Jeep	1	0	0	Hull MG

VEHICLE MACHINE-GUNS

Vehicle MG	<i>16"/40cm</i>	3	2	6	<i>ROF 1 if other weapons fire.</i>
.50 cal Vehicle MG	<i>16"/40cm</i>	3	4	5+	<i>ROF 1 if other weapons fire</i>

AIRCRAFT

Aircraft	Weapon	To Hit	Anti-tank	Firepower	Notes
Kittyhawk	MG	3+	6	5+	
	Bombs	4+	5	2+	



GUN TEAMS

Weapon	Mobility	Range	ROF	Anti-tank	Firepower	Notes
Vickers HMG	Man-packed	24"/60cm	6	2	6	ROF 2 when pinned down.
Firing bombardments		40"/100cm	-	-	-	
ML 3" Mk II mortar	Man-packed	24"/60cm	2	2	3+	Minimum range 8"/20cm, Smoke.
Firing bombardments		40"/100cm	-	2	6	Smoke bombardment.
ML 4.2" mortar	Light	48"/120cm	-	3	4+	Smoke bombardment.
Bofors 40mm gun	Immobile	24"/60cm	4	6	4+	Anti-aircraft, Turntable.
OQF 6 pdr gun	Medium	24"/60cm	3	10	4+	Gun shield.
OQF 17 pdr gun	Immobile	32"/80cm	2	13	3+	Gun shield, No HE.
OQF 25 pdr gun	Heavy	24"/60cm	2	9	3+	Gun shield, Smoke, Turntable.
Firing bombardments		80"/200cm	-	4	5+	Smoke bombardment.
BL 5.5" gun	Immobile	32"/80cm	1	13	1+	Bunker buster.
Firing bombardments		84"/220cm	-	5	2+	

INFANTRY TEAMS

Team	Range	ROF	Anti-tank	Firepower	Notes
Rifle team	16"/40cm	1	2	6	
Rifle/MG team	16"/40cm	2	2	6	
MG team	16"/40cm	3	2	6	ROF 2 when pinned down.
SMG team	4"/10cm	3	1	6	Full ROF when moving.
Light Mortar team	16"/40cm	1	1	4+	Smoke, Can fire over friendly teams.
PIAT team	8"/20cm	1	10	5+	Tank Assault 4.
Staff team	16"/40cm	1	2	6	Moves as a Heavy Gun team.

ADDITIONAL TRAINING AND EQUIPMENT

Pioneer teams are rated as Tank Assault 3.

TRANSPORT TEAMS

Vehicle	Mobility	Armour			Equipment and Notes
		Front	Side	Top	
Jeep	Jeep	-	-	-	
CMP or Bedford 15 cwt or 3-ton truck	Wheeled	-	-	-	
Quad, Matador, or Morris AA tractor	Wheeled	-	-	-	
White scout car	Jeep	1	0	0	
Troop, OP, Mortar, or Loyd Carrier	Half-tracked	0	0	0	
MMG Carrier	Half-tracked	0	0	0	HMG Carrier, Passenger-fired hull MG.
M5 half-track	Half-tracked	1	0	0	



Poles make their way through the mountains of Italy.



