

VANATORI DE MUNTE

OFFICIAL BRIEFING

ROMANIAN MOUNTAIN TROOPS FIGHTING AGAINST THE SOVIETS
JANUARY TO AUGUST 1944



By Wayne Turner and Phil Yates



UPDATED ON
6 DEC 2012

Romanians in the Crimea 1944

THE MOUNTAIN TROOPS

The Romanian Vanatori de Munte (mountain hunters) units were created in 1916 and represent the elite troops of the Romanian infantry. At the outbreak of the war with the Soviet Union on 22 June 1941, the Mountain Corps consisted of four brigades (1st to 4th) made up of twelve groups (1st to 12th) each with two battalions. There were 24 battalions (1st to 24th) out of which the first sixteen were very well trained and armed active units. The rest (17th to 24th) were formed after the general mobilization and were of lower quality.

A mountain brigade consisted of six Vanatori de Munte battalions, one mountain artillery group (1 or 2 battalions of 75mm or 76.2mm mountain guns and one battalion of 100 mm mountain howitzers) and one mountain pioneer battalion.

The mountain troops had a higher level of training and professionalism than the regular infantry. The initiative at battalion level was more developed. They were well suited to fighting in difficult terrain, but they lacked sufficient artillery, which made them vulnerable in the open terrain of the Russian steppe.

In 1941 the Mountain Corps was made up of the 1st, 2nd and 4th Mountain Brigades. The 3rd Mountain Brigade was stationed on the frontier with Hungary.

At the end of the 1941 campaign, the 2nd Mountain Brigade

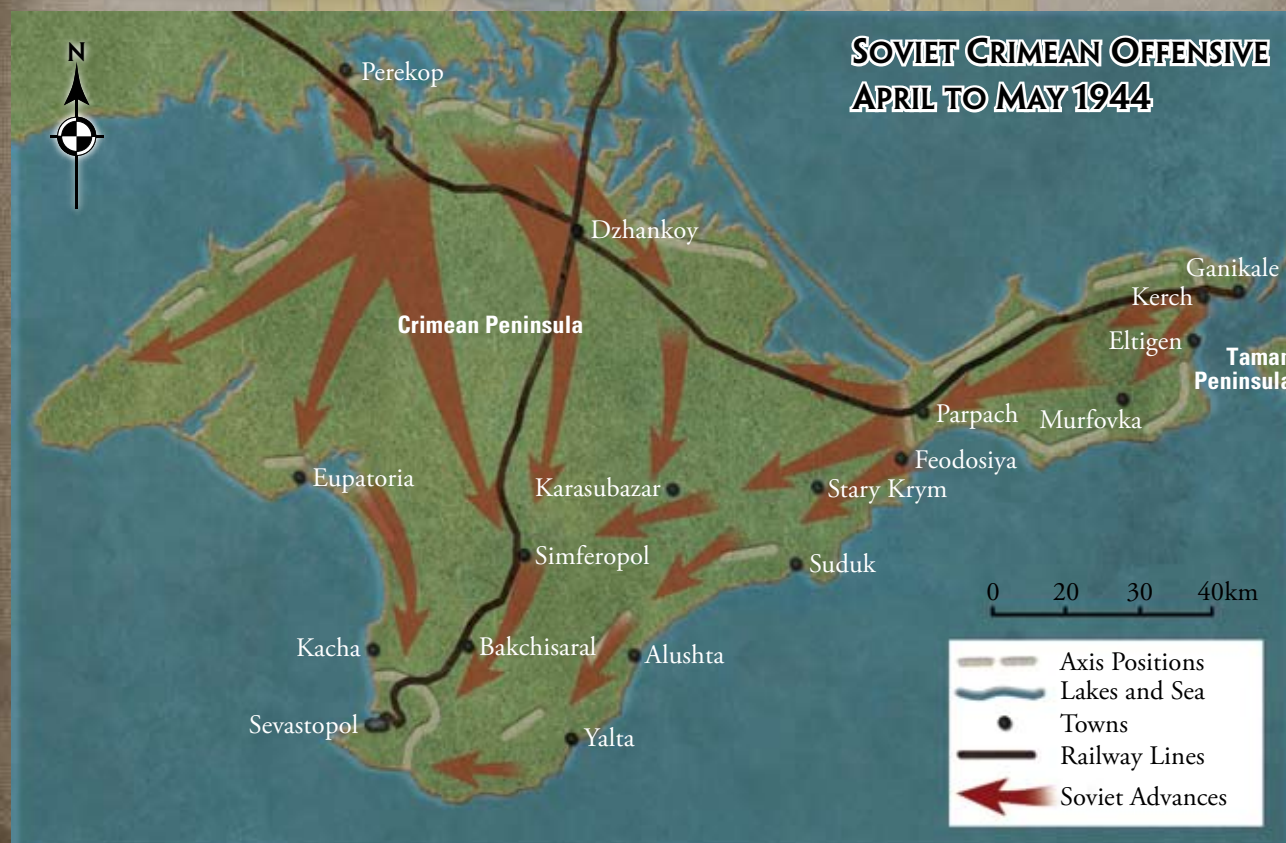
was brought back to Romania and the 1st and 4th Mountain Brigades remained in Crimea.

During the winter, the 2nd and 3rd Mountain Brigade were completely rearmed. The old first world war artillery pieces were replaced with modern guns. The 1st and 4th Mountain Brigades, which were at the front, received field guns instead of mountain guns. Because they were involved in the first siege of Sevastopol, they were reinforced with two 100mm howitzer battalions.

On 15 March 1942, the mountain and cavalry brigades became divisions, though actual size of the units didn't change, the establishment of the mountain brigades already put them on par with Italian and Hungarian divisions. In July 1942, the 2nd and 3rd Mountain Divisions were sent to the front to take part in the campaigns in the Caucasus and the Kuban regions.

During the winter of 1942/1943, the 1st Mountain Division was also modernized. The 4th Mountain Division never got to replace its old guns before it was disbanded in November 1944. After the battle of Stalingrad, the 18th Infantry Division was transformed into the 18th Mountain Division.

Its regiments were renamed mountain groups (18th, 90th and 92nd) and the battalions received new numbers (27th to 35th). The 1st, 2nd and 3rd Mountain Divisions retreated into Crimea and the 4th Mountain Division was joined with the 24th Infantry Division to form the 4/24th Infantry Division.



In May 1944, only 60% of the mountain troops in Crimea were evacuated before the Soviets had completely retaken the peninsular.

CRIMEA 1943 TO 1944

Romanian forces evacuated the Caucasus region through the Taman Peninsula in October 1943. The defeat and retreat after Stalingrad had left many of the Romanian divisions in a sorry state, with only the cavalry and mountain divisions in good condition. These units were pressed into combat by the Germans holding the Crimea.

These forces had already held off Soviet landings in November 1943 and in April 1944 the Soviets made a two-pronged attack into the peninsula, through the Perekop Isthmus in the north and from the east through the Taman Peninsula.

The successful Soviet break-in to the Crimea forced the German and Romanian forces to withdraw towards the port of Sevastopol due to insufficient reinforcements. However, the Romanian Mountain Corps did not retreat. Instead they were ordered to hold the northern defences of Sevastopol and guard the Yaila Mountain passes to allow the German V Corps to retreat from Simferopol. As more mountain units arrived in the city more were sent to man the old Soviet defences that surrounded it. For the rest of April the 1st and 2nd Mountain Divisions continued to hold off local Soviet attacks with German artillery support. At the end of April


the Romanians held 35% of the Sevastopol defences, while the Germans held the rest.

The Romanian leader, Marshal Ion Antonescu, managed to get Hitler to agree to an evacuation and non-combat troops were shipped out between 14 and 27 April. Next were the Cavalry divisions. By 28 April 13,330 Romanian troops were left in the Crimea when Hitler suspended the evacuation.

During early May the Soviets began to escalate their attacks against the northern sector, and the Romanian 2nd Mountain Division bore the brunt of the attack. It wasn't until nearby German divisions were overrun that the Mountain Corps was forced to retreat to avoid being cut off.

On 8 May Hitler finally allowed the Axis troops to be withdrawn from the Crimea after many previous requests were ignored. The remaining Romanian troops were evacuated by 12 May, with only the troops of the 1st Mountain Division remaining to act as a rear guard. However, these last troops were lost at Omega Bay the following day before they could be evacuated. Of the 64,712 Romanians that started in Crimea in 1944, 22,522 were lost during the fighting.

The combined losses of the Stalingrad, Caucasus and Crimean campaigns had cost almost the entire equipment of the 24 divisions committed to the Soviet Front. These forces had to be rebuilt during 1943 and 1944.



ROMANIAN SPECIAL RULES

PEASANT ARMY

Romania's huge army was drawn from the rural peasant class, officered by the aristocratic upper class, and disciplined by NCO's using 18th Century-style corporal punishment. Men were regularly beaten for minor breaches in regulation and discipline. The separation of men, NCOs, and officers even went as far as meals that were supplied in three qualities, with officers, naturally, getting the best. The officers were also responsible for the training of their own units. This resulted in a great variation in the quality of troops' combat preparedness.

After deployment, but before the first turn, roll a die for each Romanian platoon and Independent Warrior team. Consult the Peasant Army table to determine their Skill and Motivation ratings. Platoons held in Reserves do not roll until they arrive.

PEASANT ARMY TABLE

Roll	Regular	Elite
1	Reluctant Trained	Reluctant Veteran
2	Reluctant Veteran	Reluctant Veteran
3	Confident Trained	Confident Trained
4	Confident Trained	Confident Trained
5	Confident Trained	Confident Veteran
6	Confident Veteran	Confident Veteran

FRENCH DOCTRINE

The Romanian troops are trained in the French doctrine of trench warfare. Their operational plan is to make a short deliberate advance then fortify their position.

Romanian Infantry and Gun teams attempting to Dig In succeed on a roll of 3+.

When conducting Defensive Fire, Infantry and Gun teams that are Dug In or in Entrenchments can shoot over any Man-packed or Light Gun teams that are also Dug In or in Entrenchments.

CENTRAL FIRE CONTROL

Like the US Army, the Romanians were great followers of French doctrine during the 1920's and 1930's and their artillery methods reflect this.

Romanian Company Command teams cannot act as spotting teams for Artillery Bombardments.

When a Romanian artillery battery that has a Staff team fires an Artillery Bombardment, any other artillery batteries with Staff teams may join it before rolling to Range In and fire as a single combined Artillery Battery.

HATED ENEMY

The Romanians have many territorial claims against Hungary and fight with the Soviets, in part, because they face an enemy who had taken much of Romania for their own. They fight with courage and determination against their enemies.

When Romanian platoons take a Motivation Test to Counterattack in assaults, you may re-roll the die and apply the re-rolled result to Romanian platoons instead of the original result.

ROMANIAN EQUIPMENT RECOGNITION GUIDE


Romanian Name	Foreign Name	Original Nationality	Model to Use
T-38	Panzer 38(t)	Czech	GE022
Mitral 20mm gun	2cm FlaK38 gun	German	GE542
TAC 47mm Bohler gun	47/32 gun	Italian/Austrian	IT560
TAC 47mm Schneider gun	-	French	RBX02
TAC 38 50mm gun	5cm PaK38 gun	German	GE510
TAC 938 75mm gun	7.5cm PaK97/38	French/German	GE515
TAC 40 75mm gun	7.5cm PaK40 gun	German	GE520
TAC 43 Resita 75mm gun	-	Romanian	RBX02
RF 75mm gun	76 K/02 gun	Russian	FI570
Skoda 100mm howitzer	Skoda 100mm howitzer M1914/19	Czech	IT580 or RBX02
Schneider 105mm M1936 gun	-	French	RO585
Skoda 150mm M1934 howitzer	-	Czech	RO595
1.5-ton truck	Horch or Steyr 1500 or 2000	German or Czech	GE413, GE426
3-ton truck	ZIS-5, Opel Blitz	Soviet, German	SU422, GE431

SPECIAL ORDER CATALOGUE


Remember the Romanians appear in the Special Order Catalogue where you can get the RSO101 Romanian Artillery Group which comes with a Command Rifle team, Staff team, Observer Rifle team and 20 crew, enough for four guns. You can also get RSO102 Romanian Panzerfausts and RSO103 Romanian Panzerschrek team.

CORPS HEAVY ARTILLERY BATTERY

The artillery pieces of the Corps Heavy Artillery Battery are the Schneider 105mm M1936 gun (RO585) and the Skoda 150mm M1934 howitzer (RO595).



For more information go to: <http://www.worldwar2.ro>



Batalion Vanatori de Munte

MOUNTAIN INFANTRY BATTALION

(INFANTRY COMPANY)

HEADQUARTERS

HEADQUARTERS



Batalion Vanatori de Munte HQ

You must field one company or platoon from each box shaded black and may field one company or platoon from each box shaded grey.

COMBAT PLATOONS AND COMPANIES

INFANTRY



Vanatori de Munte Company

INFANTRY



Vanatori de Munte Company

INFANTRY



Vanatori de Munte Company

MACHINE-GUNS



Munte Machine-gun Platoon

ARTILLERY



Munte Mortar Platoon

WEAPONS PLATOONS AND COMPANIES

ARTILLERY



Munte Heavy Mortar Company

ANTI-TANK



Munte Anti-tank Platoon

RECONNAISSANCE



Munte Scout Platoon

INFANTRY



Munte Pioneer Platoon

ALLIED PLATOONS



German Heer Platoons in your force are Allies and follow the Allies rules on page 70 of the rulebook.

DIVISIONAL SUPPORT PLATOONS

ARMOUR



Tancuri Platoon

German Assault Gun Platoon

German Panzer Platoon

ANTI-TANK



Mountain Heavy Anti-tank Company

INFANTRY



Pioneer Platoon

Cavalerie Platoon

German Grenadier Platoon

German Panzergrenadier Platoon

ARTILLERY



Mountain Artillery Battalion

ARTILLERY



Corps Heavy Artillery Battery

German Motorised Artillery Battery

ANTI-AIRCRAFT



Mountain Anti-aircraft Platoon

AIRCRAFT



Romanian Air Support

German Air Support

EASTERN LEGIONS

While playing a Batalion Vanatori de Munte, whenever the rules talk about a Platoon read that as a Vanatori de Munte Company. Where the rules talk about a Company, read that as a Batalion Vanatori de Munte.

MOTIVATION AND SKILL

The mountain infantry are some of the best Romanian troops. These highly skilled professional soldiers are also well motivated and constantly withstand Soviet assaults when other units break. A Batalion Vanatori de Munte is rated **Elite**.

REGULAR

ELITE

HEADQUARTERS

BATALION VANATORI DE MUNTE HQ

HEADQUARTERS

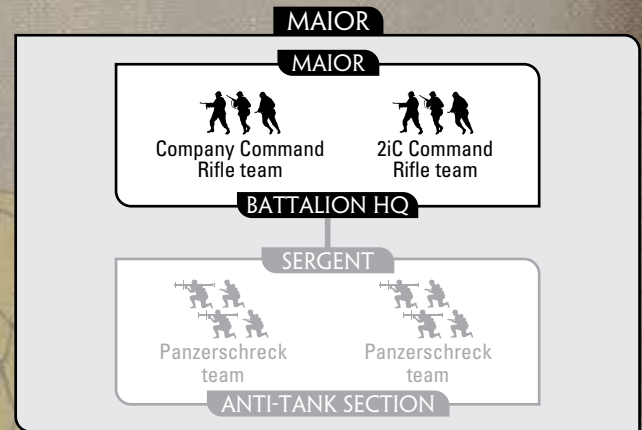
Battalion HQ

25 points

OPTIONS

- Replace either or both Command Rifle teams with Command Panzerfaust SMG teams for +15 points per team.
- Add Panzerschreck teams for +25 points per team.
- Add up to three Sniper teams for +50 points per team.

The mountain divisions had a high proportion of regulars who were professional soldiers even in peace time. By their very nature as mountain troops they had a high level of training, specialisation and expertise. The four divisions all saw action in 1944 and fought well, as did their training elements as the 101st to 104th Mountain Commands.



BATALION VANATORI DE MUNTE HQ

The teams of a Batalion Vanatori de Munte HQ are Mountaineers.

COMBAT COMPANIES

VANATORI DE MUNTE COMPANY

COMPANY

HQ Section with

3 Vanatori Platoons

335 points

2 Vanatori Platoons

230 points

1 Vanatori Platoon

125 points

OPTIONS

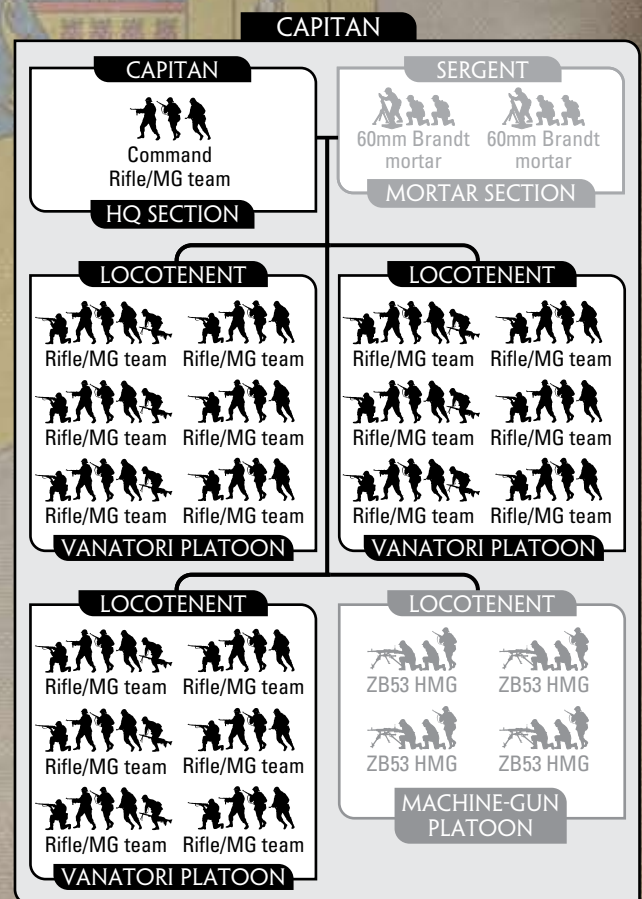
- Replace the Command Rifle/MG team with a Command Panzerfaust SMG team for +10 points.
- Add 60mm Brandt mortars for +20 points per mortar.
- Add Machine-gun Platoon for +105 points.

The hard fighting *Vanatori de Munte* of the mountain infantry are equipped with rifles and ZB30 light machine-guns. Each company also has supporting ZB53 heavy machine-guns and 60mm mortars.

While fighting in the Crimea the *Vanatori de Munte* provided the main defenders in the northern Sevastopol defences as the Axis forces desperately held the city.

Their higher levels of morale and training allow them to be more flexible and aggressive on defence.

Vanatori de Munte Companies are Mountaineers.



VANATORI DE MUNTE COMPANY

MUNTE MACHINE-GUN PLATOON

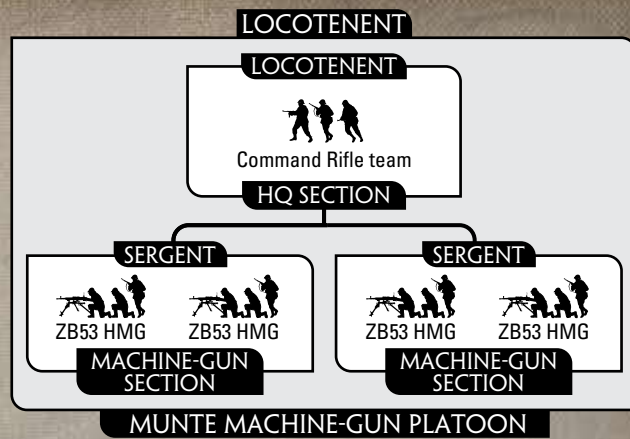
PLATOON

HQ Section with
2 Machine-gun Sections

110 points

Heavy machine-guns are equally valuable to mountain troops as they are to the regular infantry. Light and relatively easy to move, they are able to stay with the infantry to provide support at any time. Each *Vanatori de Munte* Battalion had available four machine-gun platoons, allowing each company to have one in support with one platoon in reserve.

A Munte Machine-gun Platoon may make Combat Attachments to Combat Companies.



Munte Machine-gun Platoons are Mountaineers.

MUNTE MORTAR PLATOON

PLATOON

HQ Section with
2 Mortar Sections

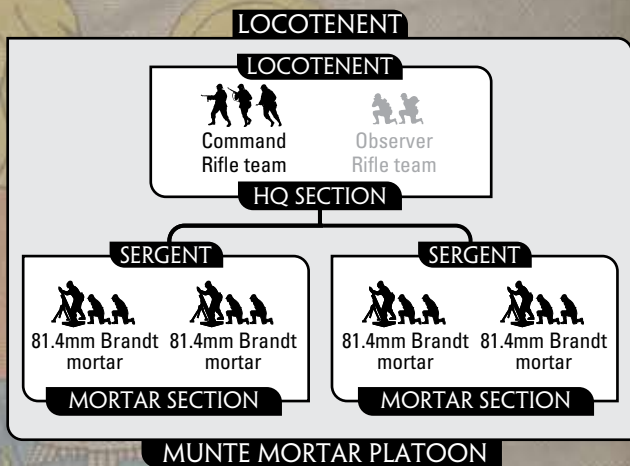
90 points

OPTION

- Add Observer Rifle team for +15 points.

Medium mortars are ideal for mountain warfare where they can be loaded on a donkey or pulled up a cliff by rope.

Munte Mortar Platoons are Mountaineers.



WEAPONS PLATOONS

MUNTE HEAVY MORTAR COMPANY

COMPANY

HQ Section with
3 Mortar Sections
2 Mortar Sections
1 Mortar Section

150 points

105 points

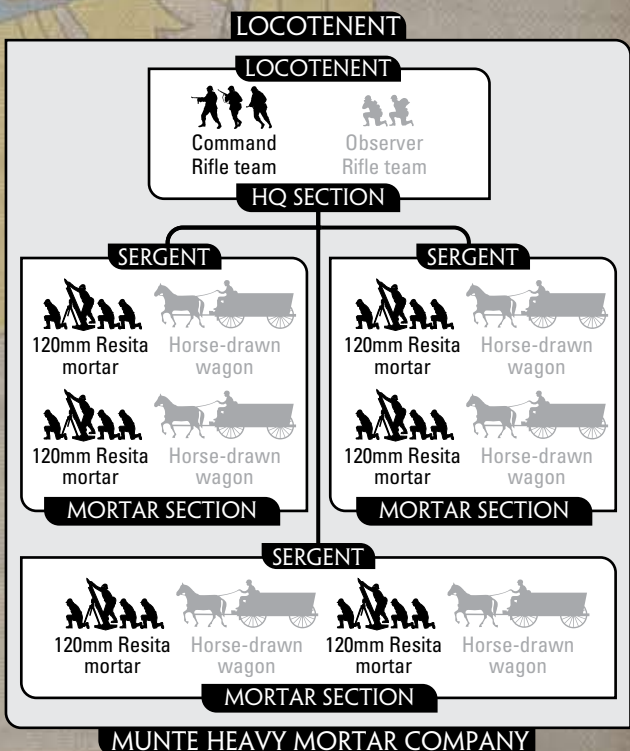
55 points

OPTIONS

- Add Observer Rifle team for +15 points.
- Add horse-drawn wagons for +5 point for the company.

The Mountain troops are also equipped with 120mm mortars. Heavy mortars are an ideal compromise between heavy firepower and easy mobility. They are an excellent addition to the mountain division's arsenal.

Rain down high explosive rounds on the Soviets with these weapons and keep the Red Army at bay, they won't find protection in their trench from the explosive power of the 120mm mortars.



MUNTE ANTI-TANK PLATOON

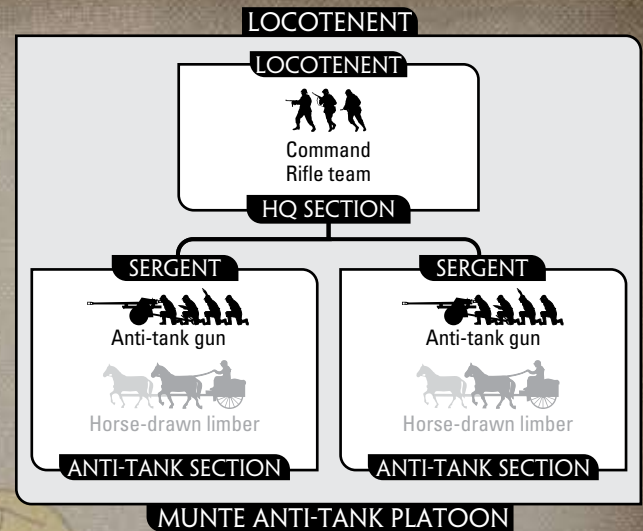
PLATOON

HQ Section with 2 TAC Bohler 47mm guns	35 points
2 TAC Schneider 47mm guns	45 points
2 TAC 38 50mm guns	50 points

OPTION

- Add horse-drawn limbers for +5 points for the platoon.

With the Vanatori de Munte fighting in the line with the rest of the infantry good anti-tank protection is important.



MUNTE SCOUT PLATOON

PLATOON

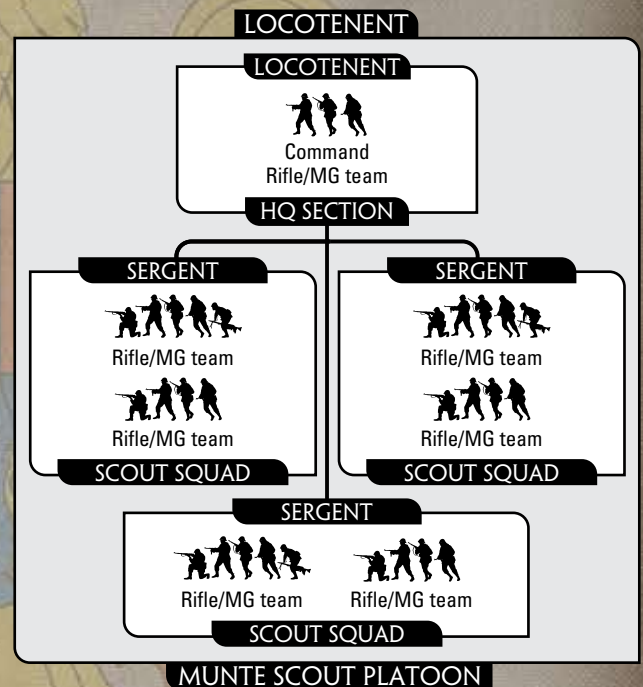
HQ Section with 3 Scout Squads	160 points
2 Scout Squads	115 points

OPTIONS

- Replace the Command Rifle/MG team with a Command SMG team at no cost, or with a Command Panzerfaust SMG team for +10 points.
- Replace all Rifle/MG teams with SMG teams at no cost.

The scouts are the best of the best. These handpicked reconnaissance specialists seek and find the enemy's intentions, so the *Vanatori de Munte* can be ready for the next onslaught.

A Munte Scout Platoon is a Reconnaissance Platoon and are Mountaineers.



MUNTE PIONEER PLATOON

PLATOON

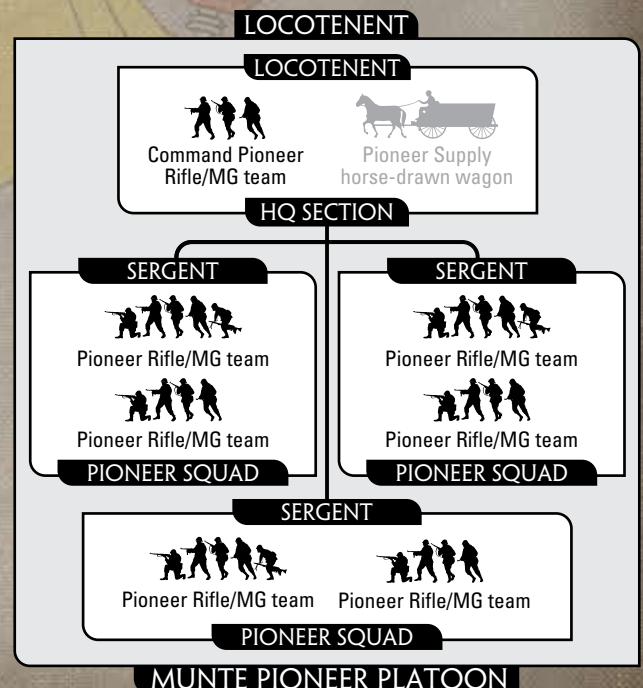
HQ Section with 3 Pioneer Squads	160 points
2 Pioneer Squads	115 points

OPTIONS

- Replace the Command Pioneer Rifle/MG team with a Command Pioneer Panzerfaust SMG team for +10 points.
- Replace all Rifle/MG teams with SMG teams at no cost.
- Add Pioneer Supply horse-drawn wagon for +20 points.

You may replace up to one Pioneer Rifle/MG or SMG team with a Flame-thrower team at the start of the game before deployment.

Munte Pioneer Platoons are Mountaineers.



SUPPORT PLATOONS

MOUNTAIN HEAVY ANTI-TANK COMPANY

COMPANY

HQ Section with

6 TAC Bohler 47mm	110 points
4 TAC Bohler 47mm	75 points
2 TAC Bohler 47mm	40 points

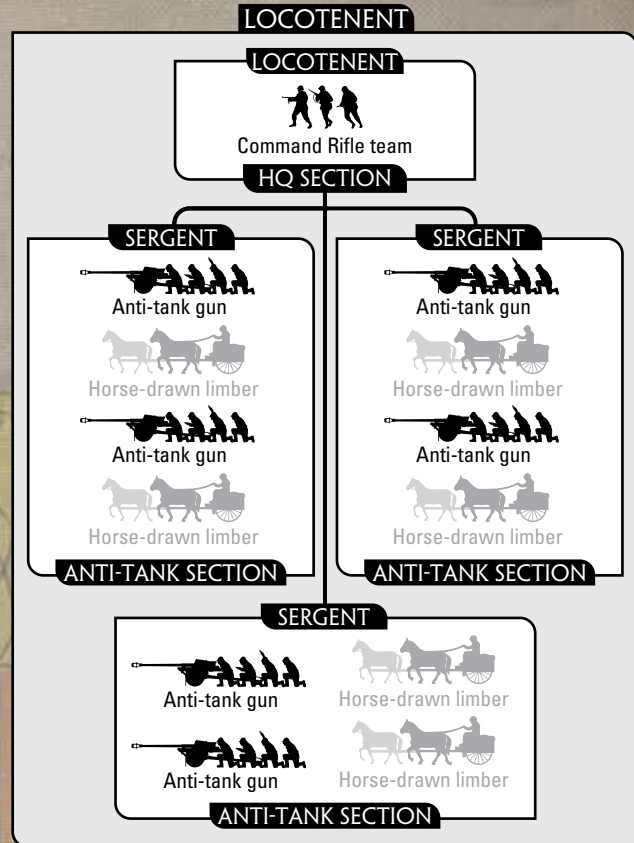
6 TAC 938 75mm	155 points
4 TAC 938 75mm	105 points
2 TAC 938 75mm	55 points

6 TAC 43 Resita 75mm	305 points
4 TAC 43 Resita 75mm	205 points
2 TAC 43 Resita 75mm	105 points

OPTIONS

- Add horse-drawn limbers for +5 points for the platoon.
- Replace horse-drawn limbers with 1.5-ton-trucks at no cost.

With much of their fighting not in mountainous terrain the mountain troops are vulnerable to tanks. However, more anti-tank guns have been added to the divisions and the *Vanatori de Munte* can get 75mm anti-tank guns and lighter 47mm guns to support them. The TAC Bohler 47mm gun is especially light and easy to manoeuvre and also makes an excellent infantry support weapon.



MOUNTAIN HEAVY ANTI-TANK COMPANY

MOUNTAIN ANTI-AIRCRAFT PLATOON

PLATOON

HQ Section with

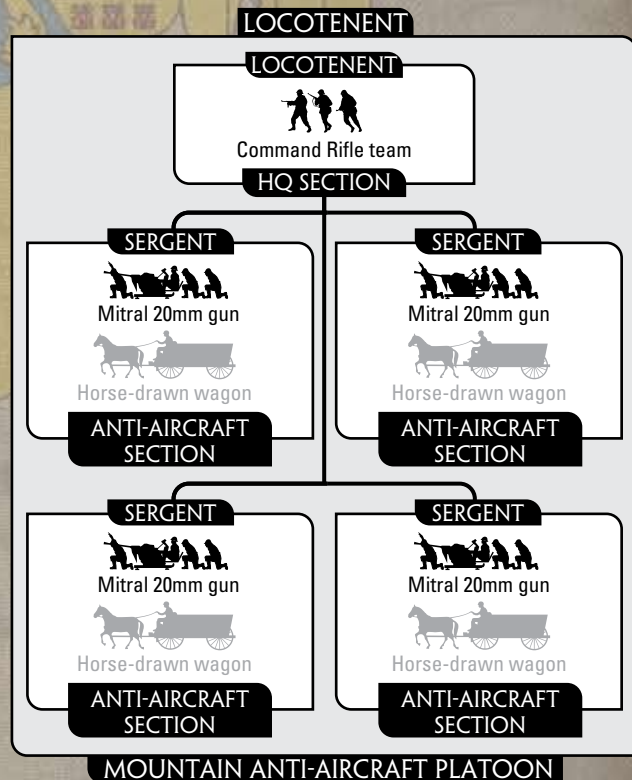
4 Mitral 20mm guns	80 points
3 Mitral 20mm guns	60 points

OPTION

- Add horse-drawn wagons for +5 points for the platoon.

The light Mitral 20mm gun is light and easy to move. This made it ideally suited to be used by the mountain troops.

Its high rate of fire and all around traverse not only made it ideal for anti-aircraft defence, but could also be put to good use against a variety of ground targets.



MOUNTAIN ANTI-AIRCRAFT PLATOON

MOUNTAIN ARTILLERY BATTALION

COMPANY

HQ Section with:

12 Skoda 75mm M15	180 points
8 Skoda 75mm M15	140 points
4 Skoda 75mm M15	85 points

12 RF 75mm	245 points
8 RF 75mm	170 points
4 RF 75mm	100 points

12 Skoda 100mm M14	355 points
8 Skoda 100mm M14	240 points
4 Skoda 100mm M14	140 points

OPTIONS

- Add Observer Rifle teams for +15 points per Gun Battery.
- Add horse-drawn wagon and limbers for +5 points for the battalion.

The mountain division's artillery was initially equipped with 75mm mountain guns, but as the war progressed they were frequently equipped with the 75mm field guns and 100mm howitzers.

In the Crimea, captured Soviet infantry guns were pressed into service with the mountain troops where the lightness and mobility of these guns suited the mountain role.

You must purchase all the guns from one Gun Battery before adding any teams from another Gun Battery.



Divisional Support

MOTIVATION AND SKILL

Romanian mountain divisions are supported by a number of different platoons. All of the following Divisional Support Platoons are rated **Elite**.

REGULAR

ELITE

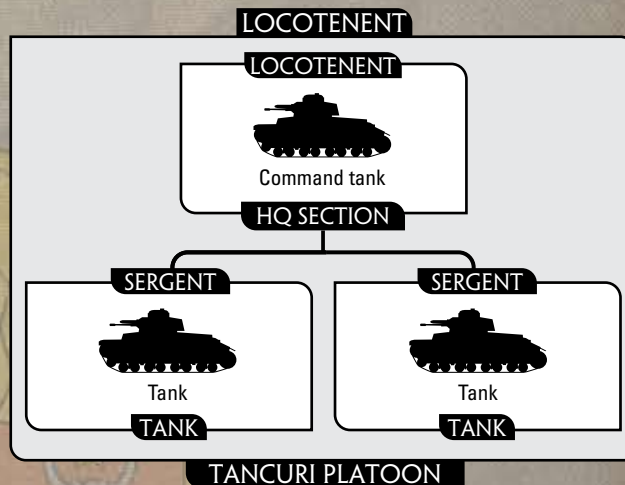
TANCURI PLATOON

PLATOON

3 T-38

105 points

The old light tanks of the Romanian armoured forces only saw short service in 1944 before being withdrawn from any real combat in March.



CAVALERIE PLATOON

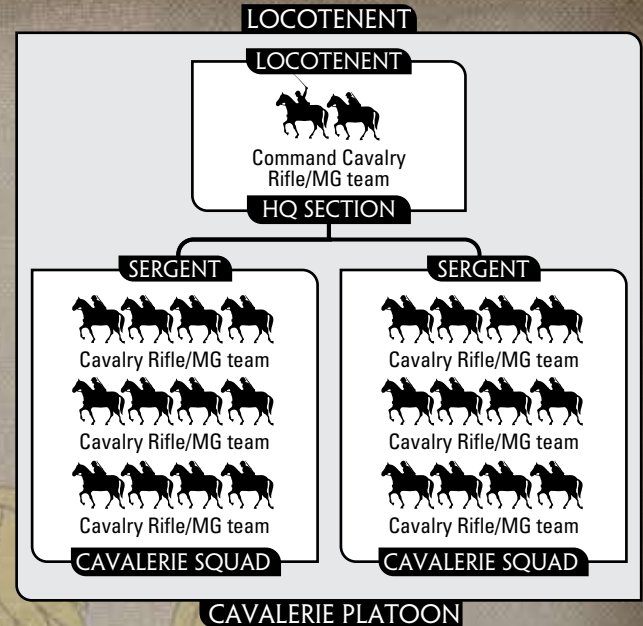
PLATOON

HQ Section with
 2 Cavalerie Squads 145 points
 1 Cavalerie Squad 85 points

OPTION

- Replace the Command Rifle/MG team with a Command Panzerfaust SMG team for +10 points.

The cavalry are the elite of the Romanian army. They are mobile, highly trained and motivated. The cavalry proved time and time again some of the toughest troops in the Romanian forces. During the fighting in August 1944 the 1st Cavalry Division was fully mounted.



PIONEER PLATOON

PLATOON

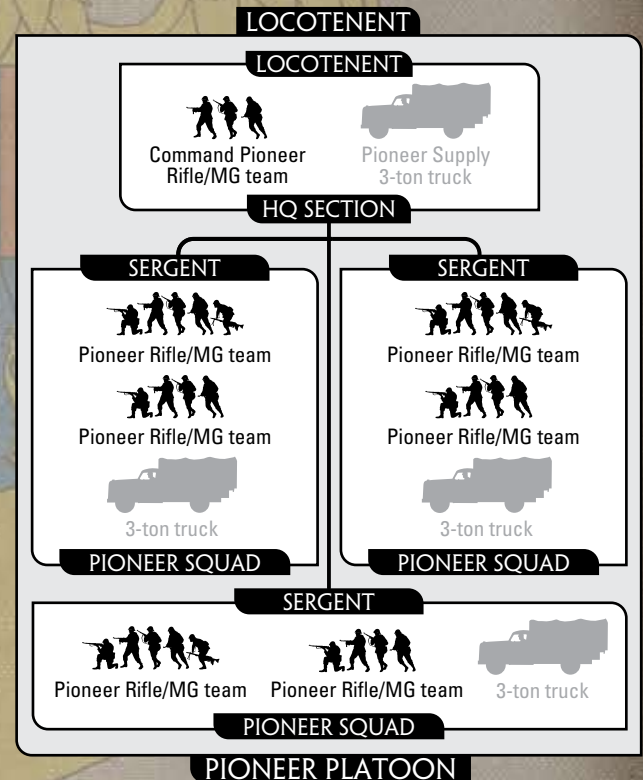
HQ Section with
 3 Pioneer Squads 160 points
 2 Pioneer Squads 115 points

OPTIONS

- Replace the Command Pioneer Rifle/MG team with a Command Panzerfaust Pioneer SMG team for +10 points.
- Replace all Rifle/MG teams with SMG teams for no cost.
- Add 3-ton trucks to the platoon for +5 points.
- Add Pioneer Supply 3-ton truck for +25 points.

You may replace up to one Pioneer Rifle/MG or SMG team per Pioneer Squad with a Flame-thrower team at the start of the game before deployment.

Romania's motorised combat pioneers are some of the best trained and equipped troops in service. They can knock out bunkers, destroy tanks or clear minefields.



CORPS HEAVY ARTILLERY BATTERY

PLATOON

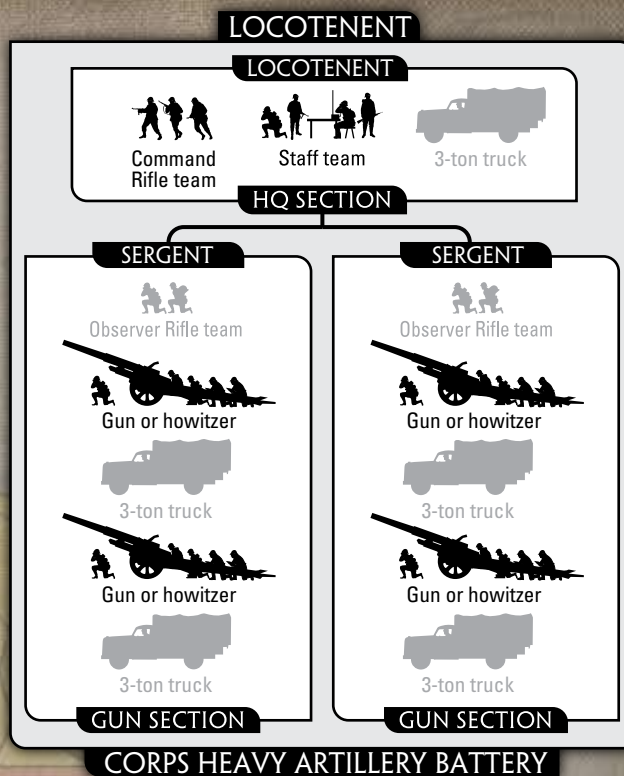
HQ Section with:

4 Skoda 150mm M1934 howitzers	265 points
2 Skoda 150mm M1934 howitzers	140 points
4 Schneider 105mm M1936 guns	195 points
2 Schneider 105mm M1936 guns	105 points

OPTIONS

- Add Observer Rifle teams for +15 points per Gun Section.
- Add 3-ton trucks for +5 points for the platoon.

Each Romanian corps had an independent motorized heavy artillery battalion and were made up of 105mm Schneider model 1936 guns and 150mm Skoda model 1934 howitzers. These were comparable in terms of firepower and mobility with German regiments.

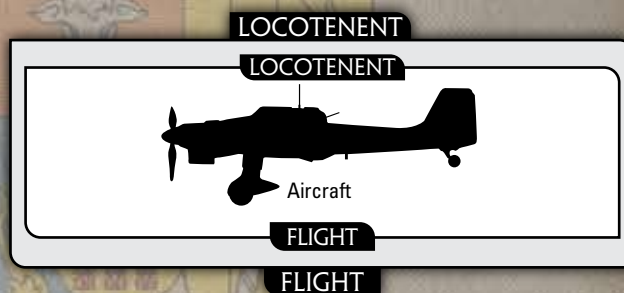


AIR SUPPORT

ROMANIAN SPORADIC AIR SUPPORT

Ju 87D Stuka	100 points
Ju 87G Stuka	100 points
Hs 129B	115 points

The Romanian Royal Air Force had German Stuka dive-bombers for ground attack work. The 38th Squadron was armed with German Hs 129B ground attack aircraft.



German Support

MOTIVATION AND SKILL

The Romanians fight alongside the Germans and will often call on them to provide support. German platoons supporting the Romanians are always rated **Confident Veteran** and follow the German special rules.

They are Allies to the Romanians and follow the Allies rules on page 70 of the rulebook.



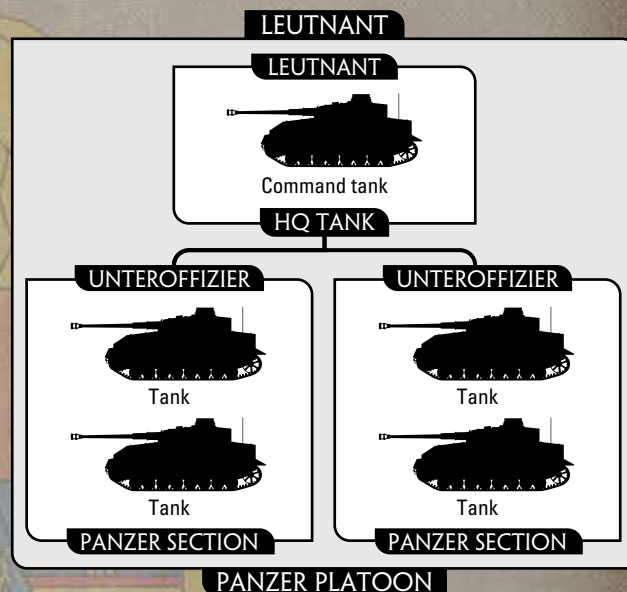
GERMAN PANZER PLATOON

PLATOON

5 Panzer IV H
4 Panzer IV H
3 Panzer IV H

 450 points
360 points
270 points

During April and June *Grossdeutschland Panzergrenadier*, 14., 23. and 24. *Panzer* divisions were supported by the 18th Mountain and 3rd Infantry divisions during the counter-offensive.



GERMAN ASSAULT GUN PLATOON

PLATOON

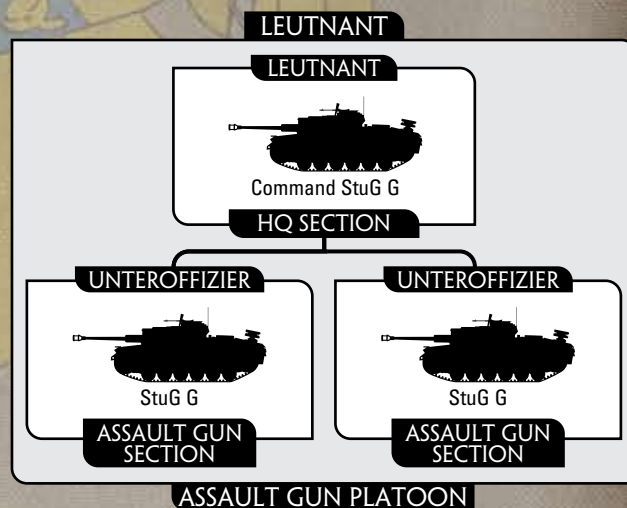
3 StuG G
2 StuG G

 285 points
190 points

OPTIONS

- Replace one StuG G assault gun with a StuH42 assault gun at no cost.
- Mount Assault Rifle Tank Escorts on all StuG G or StuH42 assault guns for +15 points per assault gun.

Romanian troops were supported by various German assault gun units during their campaigns in 1944. StuG assault guns were in support of the infantry, cavalry and mountain troops in Crimea and again during counterattacks against the Soviets on the Basarabian frontier.



GERMAN PANZERGRENADIER PLATOON

PLATOON

HQ Section with:

3 Panzergrenadier Squads

185 points

2 Panzergrenadier Squads

135 points

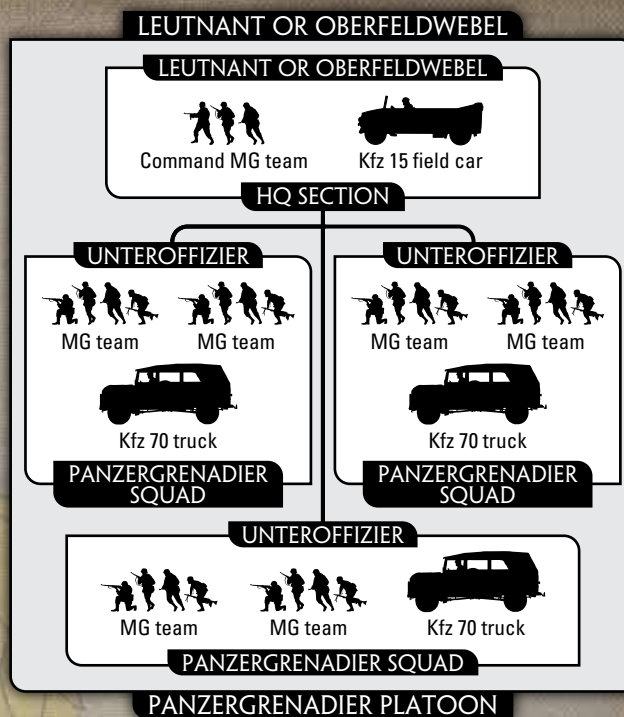


OPTIONS

- Replace Command MG team with a Command Panzerknacker SMG team for +5 points or with a Command Panzerfaust SMG team for +10 points.
- Remove Kfz 15 field car and replace Kfz 70 trucks with 3-ton trucks at no cost.

The 10. *Panzergrenadierdivision* launched a counterattack against the Soviet breakthrough at Iasi on 20 August to stem the red tide. With only a few tanks the panzergrenadiers were no match for the Soviets overwhelming numbers.

In May and June motorised panzergrenadiers also fought alongside the Romanians during Operations Sonja and Katja.



GERMAN GRENADIER PLATOON

PLATOON

HQ Section with:

3 Grenadier Squads

155 points

2 Grenadier Squads

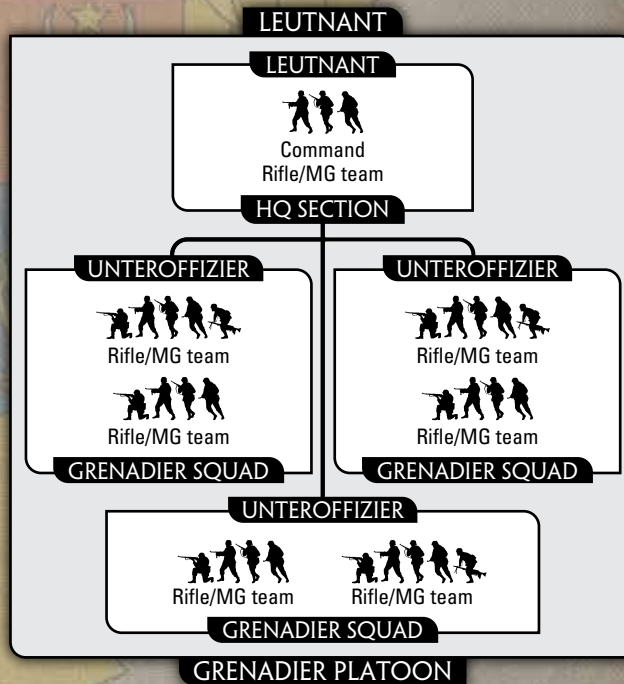
110 points



OPTION

- Replace Command Rifle/MG team with a Command Panzerknacker SMG team for +5 points or with a Command Panzerfaust SMG team for +10 points.

During their fighting in Crimea and Basarabia the Romanians fought alongside many different German *Infanterie* divisions. Some of these grenadier units were fighting in direct support, reinforcing or counterattacking from reserve or simply neighbouring divisions in the line fighting off heavy Soviet attacks.



GERMAN MOTORISED ARTILLERY BATTERY

PLATOON

HQ Section with

4 10.5cm leFH18

2 10.5cm leFH18

4 15cm sFH18

2 15cm sFH18

210 points

115 points

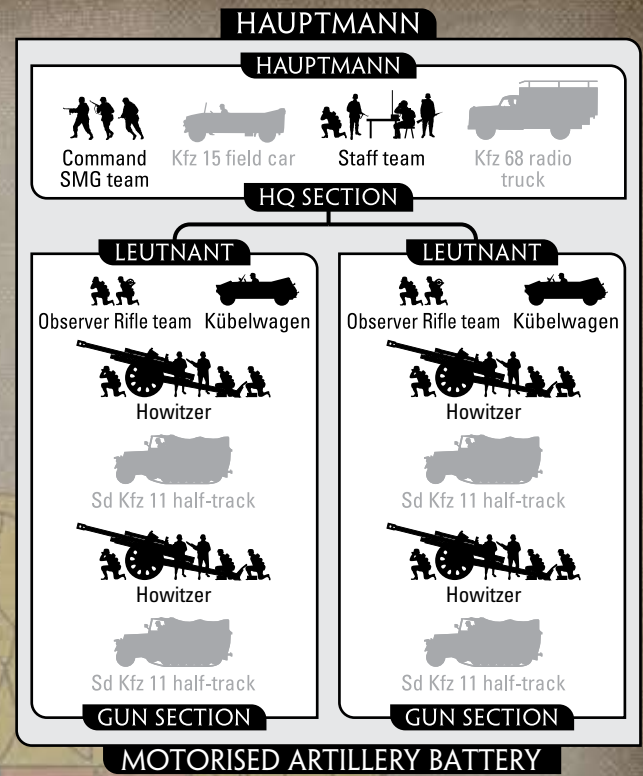
310 points

160 points

OPTIONS

- Add Kfz 15 field car, Kfz 68 radio truck and Sd Kfz 11 half-tracks for +5 points for the battery.
- Replace all Kübelwagen jeeps with Sd Kfz 250 half-tracks for +5 points per half-track.

German artillery was also on hand to support Romanian units, especially during combined operations.



AIR SUPPORT

GERMAN SPORADIC AIR SUPPORT

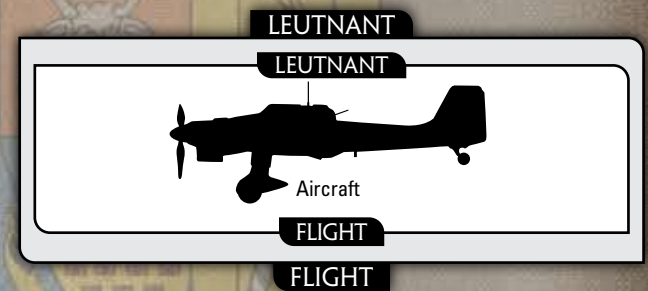
Ju 87D Stuka

100 points

Ju 87G Stuka

100 points

The *Luftwaffe* will endeavour to destroy the Red Army at any turn, whether it is attacking Germans or Romanians. The scream of the Stuka dive-bomber is a welcome sound to Romanians and Germans alike.



Romanian Arsenal

TANK TEAMS

Name <i>Weapon</i>	Mobility <i>Range</i>	Front <i>ROF</i>	Armour Side <i>Anti-tank</i>	Top <i>Firepower</i>	Equipment and Notes
LIGHT TANKS					
T-38 (Panzer 38(t))	Standard Tank	2	1	1	Co-ax MG, Hull MG, Protected ammo, Unreliable.
3.7cm KwK35(t) gun	24"/60cm	2	6	4+	
MEDIUM TANKS					
Panzer IV H	Standard Tank	6	3	1	Co-ax MG, Hull MG, Protected ammo, Schürzen.
7.5cm KwK40 gun	32"/80cm	2	11	3+	
ASSAULT GUNS					
StuG G	Standard Tank	7	3	1	Hull MG, Protected ammo, Schürzen.
7.5cm StuK40 gun	32"/80cm	2	11	3+	Hull mounted.
StuH42	Standard Tank	7	3	1	Hull MG, Protected ammo, Schürzen.
10.5cm StuH42 gun	32"/80cm	2	10	2+	Breakthrough gun, Hull mounted, Smoke.
VEHICLE MACHINE-GUNS					
Vehicle MG	16"/40cm	3	2	6	ROF 1 if other weapons fire.

TRANSPORT TEAMS

Vehicle <i>Weapon</i>	Mobility <i>Range</i>	Front <i>ROF</i>	Armour Side <i>Anti-tank</i>	Top <i>Firepower</i>	Equipment and Notes
TRUCKS					
Kfz 15 field car or Kübelwagen jeep	Jeep	-	-	-	
1.5-ton, 3-ton, Kfz 70, or Kfz 68 Radio truck	Wheeled	-	-	-	
Horse-drawn wagon	Wagon	-	-	-	
TRACTORS					
RSO tractor	Slow Tank	-	-	-	
Sd Kfz 7 and 11 half-tracks	Half-track	-	-	-	
Horse-drawn limber	Wagon	-	-	-	
ARMoured PERSONNEL CARRIERS					
TB 251 (Sd Kfz 251 D)	Half-tracked	1	0	0	Hull MG, Passenger-fired AA MG.
Sd Kfz 250	Half-tracked	1	0	0	Hull MG, Passenger-fired AA MG.
Sd Kfz 251/1 D	Half-tracked	1	0	0	Hull MG, Passenger-fired AA MG.
Sd Kfz 251/10 D	Half-tracked	1	0	0	Passenger-fired AA MG.
3.7cm PaK36 gun	16"/40cm	2	6	4+	Hull mounted.

AIRCRAFT

Aircraft	Weapon	To Hit	Anti-tank	Firepower	Notes
Ju 87D Stuka	Bombs	4+	5	1+	
Ju 87G Stuka	Cannon	3+	11	4+	
Hs 129B	Cannon	2+	9	4+	Flying Tank.

INFANTRY TEAMS

Team	Range	ROF	Anti-tank	Firepower	Notes
Rifle team	16"/40cm	1	2	6	
Rifle/MG team	16"/40cm	2	2	6	
MG team	16"/40cm	3	2	6	ROF 2 when pinned down.
SMG team	4"/10cm	3	1	6	Full ROF when moving.
Assault Rifle team	8"/20cm	3	1	6	Full ROF when moving.
Panzerschreck team	8"/20cm	2	11	5+	Tank Assault 5.
Flame-thrower team	4"/10cm	2	-	6	Flame-thrower.
Staff team	16"/40cm	1	2	6	Moves as a Heavy Gun team.

ADDITIONAL TRAINING AND EQUIPMENT

Panzerfaust	4"/10cm	1	12	5+	Tank Assault 6, Cannot shoot in the Shooting Step if moved in the Movement Step.
-------------	---------	---	----	----	--

Pioneer teams are rated as Tank Assault 4. Panzerknacker teams are rated as Tank Assault 5.

GUN TEAMS

Weapon	Mobility	Range	ROF	Anti-tank	Firepower	Notes
ZB 53 HMG	Man-packed	24"/60cm	6	2	6	ROF 3 when pinned down or moving.
60mm Brandt mortar	Man-packed	24"/60cm	2	1	3+	Can fire over friendly troops, Minimum range 8"/20cm,
firing bombardments		32"/80cm	-	1	6	
81.4mm Brandt mortar	Man-packed	24"/60cm	2	2	3+	Can fire over friendly troops. Minimum range 8"/20cm, Smoke.
firing bombardments		40"/100cm	-	2	6	Smoke bombardment
120mm Resita mortar	Light	56"/140cm	-	3	3+	
Mitral 20mm gun (2cm FlaK38)	Light	16"/40cm	4	5	5+	Anti-aircraft, Turntable.
TAC 37 45mm gun (obr 1937)	Light	24"/60cm	3	7	4+	Gun shield.
TAC 42 45mm gun (obr 1942)	Light	24"/60cm	3	8	4+	Gun shield.
TAC 47mm Bohler gun (47/32)	Man-packed	24"/60cm	3	7	4+	
TAC 47mm Schneider gun	Medium	24"/60cm	3	8	4+	Gun shield.
TAC 38 50mm gun (5cm PaK38)	Medium	24"/60cm	3	9	4+	Gun shield.
TAC 938 75mm gun (7.5cm PaK38/97)	Medium	24"/60cm	2	10	3+	Gun shield.
TAC 43 Resita 75mm gun	Heavy	32"/80cm	2	13	3+	Gun shield.
Skoda 75mm M15 gun (GebK15)	Light	16"/40cm	2	5	3+	Gun shield.
Firing bombardments		64"/160cm	-	3	6	
RF 75mm gun (76K/02)	Heavy	24"/60cm	2	8	3+	Gun shield, Smoke.
Firing bombardments		64"/160cm	-	3	6	Smoke bombardment.
Skoda 100mm howitzer (100/17)	Immobile	24"/60cm	1	9	2+	Breakthrough gun, Gun shield.
Firing bombardments		72"/180cm	-	4	4+	
Schneider 105mm M1936 gun	Immobile	32"/80cm	1	12	2+	Breakthrough gun, Gun shield.
Firing bombardments		88"/220cm	-	4	4+	
10.5cm leFH18 howitzer	Immobile	24"/60cm	1	10	2+	Breakthrough gun, Gun shield, Smoke.
Firing bombardments		80"/200cm	-	4	4+	Smoke bombardment.
Skoda 150mm M1934 howitzer	Immobile	32"/80cm	1	13	1+	Bunker buster, Gun shield.
Firing bombardments		88"/220cm	-	5	2+	
15cm sFH18 howitzer	Immobile	24"/60cm	1	13	1+	Bunker buster, Smoke.
Firing bombardments		80"/200cm	-	5	2+	Smoke bombardment.

