


IS-85 GUARDS HEAVY TANK REGIMENT

OFFICIAL BRIEFING

LATE WAR INTELLIGENCE BRIEFING FOR A SOVIET
GVARDEYSKIY TYAZHELYY TANKOVY POLK
WITH IS-85 HEAVY TANKS



By Mike Haught, Wayne Turner and Phil Yates



FLAMES OF WAR®

THE WORLD WAR II MINIATURES GAME

IS-85 GUARDS HEAVY TANK REGIMENTS

DEVELOPMENT

Soviet heavy tanks were a thorn in the side of the German Army throughout the war. Their armour was almost invulnerable to most German anti-tank weapons and their guns were more than adequate to deal with most German tanks. GABTU (Main Directorate of Armoured Forces) was determined to maintain this state of affairs. The SKB-2 heavy tank design bureau in Chelyabinsk started the KV-13 program to build a heavy tank with both sufficient mobility and heavier armour.

N V Tseits, recently released from a Gulag concentration camp, headed the project with his old colleague K I Kuzmin working on the hull design. Using castings to get a better shaped tank, his team delivered a tank ten tons lighter than the KV, despite having better armour. Unfortunately its performance was lacking and the project was cancelled.

IOSEF STALIN HEAVY TANK

On Tseits' death, N F Shamshurin took over the project. A new transmission, cooling system and lightened tracks solved many of the KV-13's problems. Meanwhile Marshal Kliment Voroshilov, for whom the KV tank was named, was in disgrace, so the KV-13 was renamed IS-1 in honour of Iosef Stalin, the Soviet leader. One of the oddities of the new tank was a fixed-mounted machine-gun for the driver to replace the one fired by the co-driver in previous heavy tanks. While certainly an interesting concept, the practical usefulness of this machine-gun was nil.

The capture of a Tiger tank in late 1942 led to the April 1943 order to install an 85mm gun in the new IS-1 tank. This

required a whole new turret and the lengthening of the hull with an additional road wheel to take the extra weight. The IS-85 as it was now known shared this turret with the KV-85 that was produced while IS-85 production got under way.

This was not the end of the up-gunning. The Battle of Kursk led to the demand for an even bigger gun on the IS chassis that eventually led to the IS-2 armed with a 122mm gun.

COMBAT SERVICE

The first IS-85 heavy tanks were delivered by the Chelyabinsk Kirov Plant in October 1943. These were issued to Guards Heavy Tank Regiments reforming after the summer's heavy fighting.

The IS-85 heavy tank was issued to 1st, 8th, and 13th Guards Heavy Tank Regiments fighting in the Ukraine. These units were heavily engaged in early 1944 at Starokonstantinov, Korsun-Shevshenkovskiy and Fastov Station west of Kiev.

1ST GUARDS HEAVY TANK REGIMENT

The 1st Guards Heavy Tank Regiment was formed in October 1942 with KV-1 tanks. It entered combat in late November 1942 with the 21st Army. In January to February 1943 it took part in the final storming of Stalingrad. It continued to operate as a infantry support regiment until March 1944 when it was re-equipped with IS-85 tanks. They were the first unit to use the IS-85 against the German Tiger when they met the 503. *Schwere Panzerabteilung* near Starokonstantinov. It was re-equipped again in mid-1944 with IS-2 heavy tanks and ended the war in Silesia with the 5th Ukrainian Front.



8TH GUARDS HEAVY TANK REGIMENT

The 8th Guards Heavy Tank Regiment was formed in October 1942 in the Moscow Military District with KV-1 tanks. It fought with the 24th Army at Stalingrad in December 1942. During heavy losses it was equipped with a mix of T-34 and KV tanks by September 1943 before it was finally re-equipped with IS-85 heavy tanks in March 1944. It fought through early 1944 and was engaged in the Korsun-Shevchenkoskiy fighting. It was once more re-equipped with IS-2 heavy tanks in June/July. In August 1944 it was assigned to the 19th Tank Corps where it served until the end of the war.

13TH GUARDS HEAVY TANK REGIMENT

The 13th Guards Heavy Tank Regiment was formed on 28 October 1942 in the Moscow Military District from the 34th Tank Brigade with KV-1 tanks. It first saw combat with the 3rd Shock Army on the Northwestern Front in January 1943. In early 1944 it was assigned to the 2nd Tank Army after being re-equipped with new IS-85 heavy tanks where it saw fighting at Fastov Station. In July, after heavy fighting during the earlier part of the year, it was re-equipped with IS-2 heavy tanks. From December 1944 it was assigned to the 4th Guards Tank Army as an independent support regiment.

IS-85 Specifications



Designation: Tyazhelyiy Tank, IS-85
Crew: 4 (cdr, gnr, ldr, dvr)
Weight: 97,000lb/44,000kg
Length: 28'1"/8.56m
Height: 9'2.73m
Width: 10'1"/3.07m
Armament: 1x 85mm D-5T tank gun,
3x DT 7.62mm machine-gun
Armour Thickness: 30mm to 120mm
Engine: V-2 12-cylinder diesel,
2368cu in/39 litres, 600hp
Suspension: Transverse torsion bar
Maximum Speed: 25mph/40km/h
Road Radius: 93 miles/150km
Vertical Obstacle: 3'3"/1.0m
Trench Crossing: 8'2"/2.5m



*Model available in the Mid-war Monsters
MM17 IS-85 heavy tank box set.*



ГВАРДЕЙСКИЙ ТЯЖЕЛЫЙ ТАНКОВЫЙ ПОЛК



(TANK COMPANY)

HEADQUARTERS

BATTALION HQ



Battalion HQ

A Gvardeyskiy Tyazhelyy Tankovy Polk must field a Battalion HQ and at least two Gvardeyskiy Tyazhelyy Tankovy Companies and may field one of each of the remaining Combat Companies shown. It may also field one Support Platoon from each Support box shown (Infantry, etc).

COMBAT COMPANIES

ГВАРДЕЙСКИЙ ТЯЖЕЛЫЙ ТАНКОВЫЙ КОМПАНИ



Gvardeyskiy Tyazhelyy
Tankovy Company

ГВАРДЕЙСКИЙ ТЯЖЕЛЫЙ ТАНКОВЫЙ КОМПАНИ



Gvardeyskiy Tyazhelyy
Tankovy Company

ГВАРДЕЙСКИЙ ТЯЖЕЛЫЙ ТАНКОВЫЙ КОМПАНИ



Gvardeyskiy Tyazhelyy
Tankovy Company

ГВАРДЕЙСКИЙ ТЯЖЕЛЫЙ ТАНКОВЫЙ КОМПАНИ



Gvardeyskiy Tyazhelyy
Tankovy Company

CORPS SUPPORT COMPANY (Choose up to one platoon from each box)

INFANTRY



Strelkovy Company

Sapper Company

Submachine-gun Company

ARTILLERY



Guards Rocket Mortar Battalion

Artillery Battalion

HEAVY ARTILLERY



Reserve Heavy Artillery Battalion

ANTI-AIRCRAFT



Anti-aircraft Company

AIR SUPPORT



Priority Air Support

Limited Air Support

MOTIVATION AND SKILL

Guards heavy tank companies assisted the infantry in breakthrough operations along heavily fortified enemy lines. A Gvardeyskiy Tyazhelyy Tankovy Polk has the Soviet Union's best tanks and crews and is ready for the next major offensive. Highly celebrated and well trained, the heavy tanks are ready to roll the Germans all the way back to Berlin!

The Guards heavy tanks are not affected by the Hen and Chicks special rule. A Gvardeyskiy Tyazhelyy Tankovy Polk is rated Fearless Trained.

HEADQUARTERS

BATTALION HQ

HEADQUARTERS

IS-85

115 points

We are the iron fist of the people's army! Our mighty tanks of the *Gvardeyskiy Tyazhelyy Tankovy Polk* (Guards Heavy Tank Regiment, pronounced Gvard-ye-ysh-i-y Tya-zhye-ly-y Tan-ko-vy Polk) are the ingenious product of our Soviet engineers. The best and bravest make up our ranks, and we are led by the finest heroes of the Great Patriotic War.

PODPOLKOVNIK

PODPOLKOVNIK



Company Command IS-85

BATTALION HQ

GVARDEYSKIY TYAZHELYY TANKOVY POLK HQ

COMBAT COMPANIES

GVARDEYSKIY TYAZHELYY TANKOVY COMPANY

COMPANY

5 IS-85

575 points

4 IS-85

460 points

3 IS-85

345 points

The superbly heroic and skilled Guards heavy tank company uses powerful heavy tanks to smash enemy armour and destroy their cowardly gun positions. Each tank has two officers, rather than the usual one per platoon in the other tank regiments, with orders to advance, advance, advance!

The IS-85 heavy tank is a significant improvement over all previous heavy tanks. It has the turret of the KV-85 tank combined with a better armoured, but lighter and more mobile chassis.

This tank is quite capable of engaging and destroying any German tank while overrunning infantry defences.

KAPITAN

KAPITAN



Company Command IS-85

HQ SECTION

LEYTENANT



IS-85



IS-85

TANK PLATOON

LEYTENANT



IS-85



IS-85

TANK PLATOON

GVARDEYSKIY TYAZHELYY TANKOVY COMPANY

If fielding a force from any other Soviet Late-war Intelligence Briefing that allows a Support Guards Heavy Tank Company or Gvardeyskiy Tyazhelyy Tankovy Company armed with KV-85 tanks you may replace the KV-85 tanks with IS-85 tanks for the points values above.

CORPS SUPPORT



MOTIVATION AND SKILL

Heavy Tank Regiments have all sorts of support in the form of Infantry, Katyusha rocket mortars, sappers, anti-aircraft guns and more. In addition, the Red Air Armies are ready to give plenty of support to ground operations as well as sweeping the Luftwaffe from the skies.

Unless otherwise noted, Corps Support companies are rated as Confident Trained.

STRELKOVY COMPANY

COMPANY

HQ Section with:

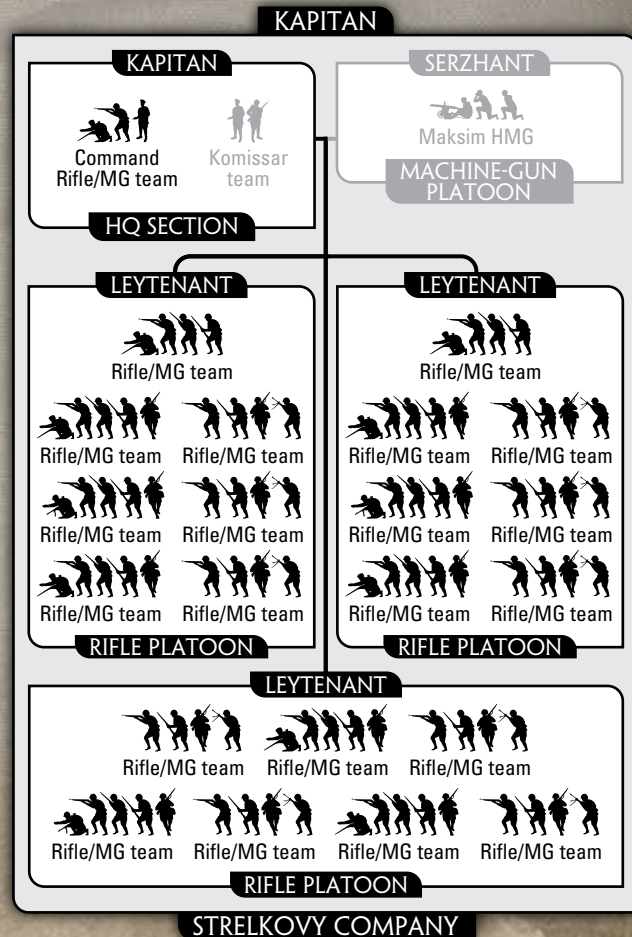
3 Rifle Platoons	320 points
2 Rifle Platoons	215 points
1 Rifle Platoon	110 points

OPTIONS

- Add Komissar team for +15 points.
- Add Maksim HMG team for +25 points.
- Replace all Rifle/MG teams with SMG teams in one Rifle Platoon at no cost.

The Great Patriotic War has taken the lives of millions of dedicated socialist soldiers. While the Soviet Union is vast, even with the full support of its people it cannot replace losses on this scale.

The valiant soviet frontovik is too valuable to waste with blunt tactics and is not to be thrown away meaninglessly as in early years. You must use your soldiers wisely. Pound the enemy with your artillery, hammer the fascists time and again, then attack where the cracks appear. Do not stop until the Motherland has been liberated of those fascist dogs!



SAPPER COMPANY

COMPANY

HQ Section with:

3 Sapper Platoons	255 points
2 Sapper Platoons	175 points
1 Sapper Platoon	95 points

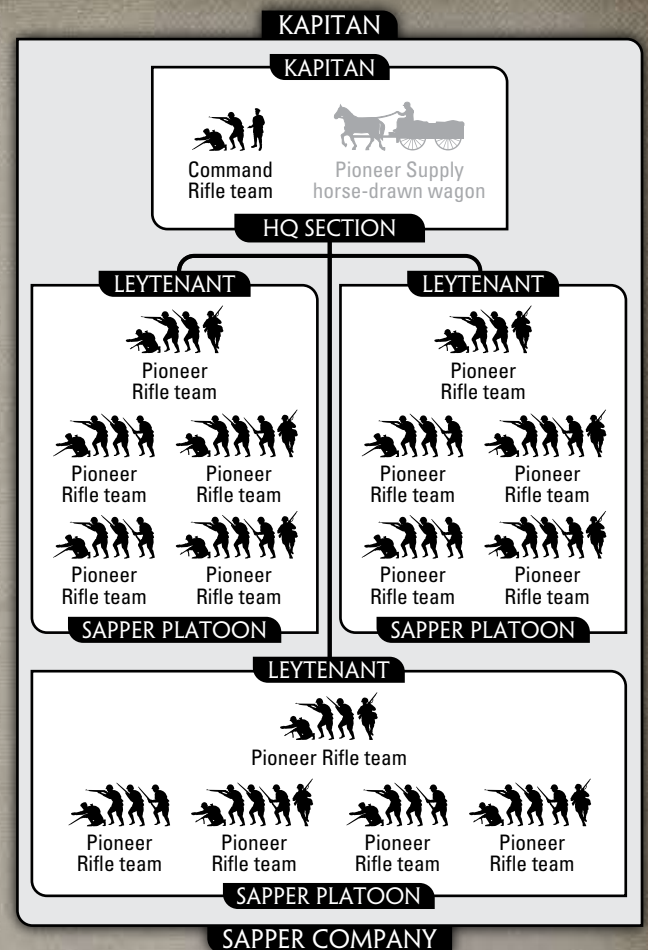
OPTION

- Add Pioneer Supply horse-drawn wagon for +20 points, or a Pioneer Supply truck for +25 points.

No one can build field fortifications like the industrious Soviet sapper! The strong backs of our sappers can dig trenches, clear obstacles, remove mines and, if necessary, destroy enemy tanks with their explosives.

The sapper company can be put to work to help dig your infantry into prepared positions or build up your supply routes. They will also take on specialised assault tasks with their explosives.

These are the brave comrades you most want at your side in the toughest assaults!



SUBMACHINE-GUN COMPANY

COMPANY

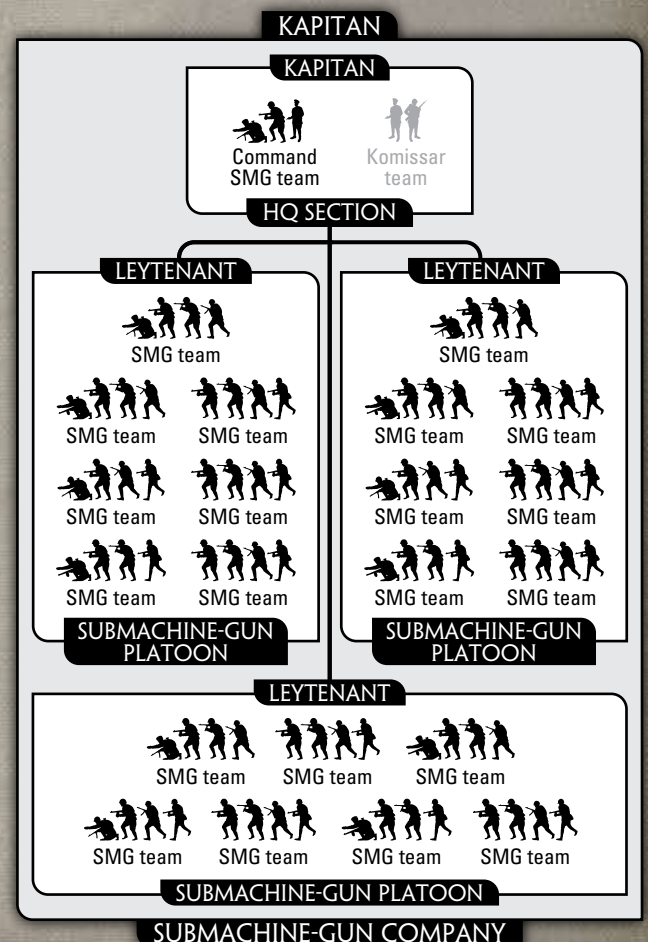
HQ Section with:

3 Submachine-gun Platoons	340 points
2 Submachine-gun Platoons	230 points
1 Submachine-gun Platoon	120 points

OPTION

- Add Komissar team for +15 points.

At the forefront of most charges are the avtomatchiki, the submachine-gunners. Having a large number of infantry with high rate of fire weapons is a great help keeping those Hitlerites' heads down for the final assault. The submachine-gun company should always be in the thick of the fighting!



GUARDS ROCKET MORTAR BATTALION

COMPANY

HQ Section with:

4 Rocket Mortar Platoons	210 points
2 Rocket Mortar Platoons	135 points
1 Rocket Mortar Platoon	85 points

OPTIONS

- Model BM-13 Katyusha rocket launchers with five or more crew and count each rocket launcher as two weapons when firing a bombardment for +10 points per Rocket Mortar Platoon.
- Add Anti-aircraft Platoon for +40 points.
- Replace all DShK AA MG on trucks with two 37mm obr 1939 guns towed by trucks for +10 points for the platoon.

*A Guards Rocket Mortar Battalion is rated as **Fearless Trained**.*

The fascists call the BM-13 rocket mortar “Stalin’s Organ” and we are happy to play the song of death for them! Our highly trained crews can deliver a massive and deadly barrage on the enemy.

DEVASTATING BOMBARDMENT

The reliable Katyusha rocket launchers are ready to signal the beginning of the offensive. Very little can withstand the fury of a full Katyusha battery!

An Artillery Bombardment fired by nine or more weapons uses a double-width Artillery Template to determine which teams can be hit and rerolls failed To Hit rolls.

An Artillery Bombardment fired by fourteen or more weapons, uses a template 12”/30cm square to determine which teams are hit and rerolls failed To Hit rolls.

PODPOLKOVNIK

PODPOLKOVNIK



Command Rifle team



Observer Rifle team



Truck

HQ SECTION

LEYTENANT



DShK AA MG on truck



DShK AA MG on truck

ANTI-AIRCRAFT PLATOON

LEYTENANT



BM-13 Katyusha



BM-13 Katyusha

ROCKET MORTAR PLATOON

LEYTENANT



BM-13 Katyusha



BM-13 Katyusha

ROCKET MORTAR PLATOON

LEYTENANT



BM-13 Katyusha



BM-13 Katyusha

ROCKET MORTAR PLATOON

LEYTENANT



BM-13 Katyusha



BM-13 Katyusha

ROCKET MORTAR PLATOON

GUARDS ROCKET MORTAR BATTALION



ARTILLERY BATTALION

COMPANY

HQ Section with:

4 Gun Platoons	210 points
2 Gun Platoons	125 points

- Add two Howitzer Platoons for +70 points for both platoons.

HQ Section with:

2 Howitzer Platoons	150 points
---------------------	------------

OPTIONS

- Add Observer Rifle team for +15 points.
- Add PTRD anti-tank rifle teams to Howitzer Platoons for +10 points per team.
- Add horse-drawn wagon to carry the Staff team at no cost.
- Add horse-drawn limbers at no cost.
- Add Stalinets tractors at no cost.

Remember to use the Volley Fire special rule when firing your 76mm ZIS-3 field guns at teams within 16"/40cm while stationary.

Like many things in the Red Army, the artillery lacks subtlety. On the other side of the equation, the 'Red God Of War' makes up for this in sheer weight of fire.

With an entire artillery battalion firing on a target, the effect is usually predictable—the rapid cessation of hostile activity and the quivering survivors waiting to be mopped up by the infantry.

The lightweight and mobile 76mm ZIS-3 gun forms the mainstay of the artillery, with the heavier 122mm obr 1938 giving its bombardments truly destructive force.

STEEL WALL

Should the enemy be foolish enough to send tanks against our artillery positions, the regiment's 76mm ZIS-3 field guns will turn their vehicles into twisted metal!

Howitzer Platoons in a Artillery Battalion may fire a bombardment together as a separate battery apart from the Gun Platoons. If any Howitzer platoon fires an artillery bombardment, all Gun Platoons must either participate in the bombardment, or may instead conduct normal Shooting.

VOLLEY FIRE

When the advancing Soviet army came across a German strong point, assault guns and artillery batteries stopped to blast it using a massive centralised volley!

76mm ZIS-3 field guns that did not move in the Movement Step may reroll failed rolls To Hit when shooting their main guns at teams up to 16"/40cm away.



RESERVE HEAVY ARTILLERY BATTALION

COMPANY

HQ Section with:

8 122mm obr 1938 howitzers	255 points
4 122mm obr 1938 howitzers	150 points

HQ Section with:

8 152mm obr 1943 howitzers	335 points
4 152mm obr 1943 howitzers	190 points

OPTIONS

- Add Observer Rifle team for +15 points.
- Add horse-drawn wagon and Stalinets tractors at no cost.


You may not field a Reserve Heavy Artillery Battalion in a Gvardeyskiy Tyazhelyy Tankovy Polk unless you are fielding an Artillery Battalion with at least two Howitzer Platoons, and at least as many guns or howitzers in total.

When the regiment's guns are not enough to remove the fascist pests, your corps will lend its guns to help purge Mother Russia of the Nazi plague!

Heavy artillery battalions armed with 122mm and 152mm heavy howitzers pound the enemy even harder than the guns of the normal Artillery Battalion, smashing huge holes in the Fascist defences.

After the heavy artillery has finished their brutal and just task, your *frontovik* move in to take on the shattered remains of the disheartened enemy platoons!

Reserve Heavy Artillery Battalions may not be deployed in Ambush.



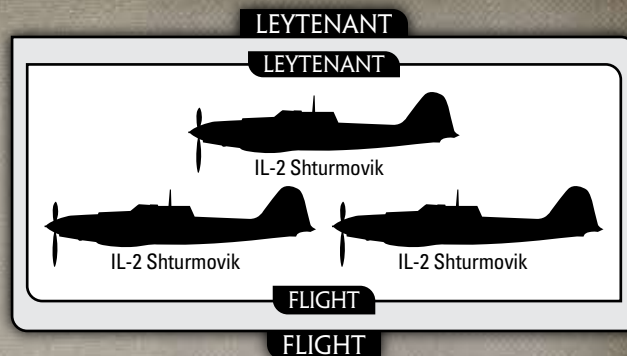
AIRCRAFT

PRIORITY AIR SUPPORT

IL-2M Tip 3M Shturmovik	290 points
IL-2 Shturmovik	270 points

LIMITED AIR SUPPORT

IL-2M Tip 3M Shturmovik	225 points
IL-2 Shturmovik	200 points



ANTI-AIRCRAFT COMPANY

COMPANY

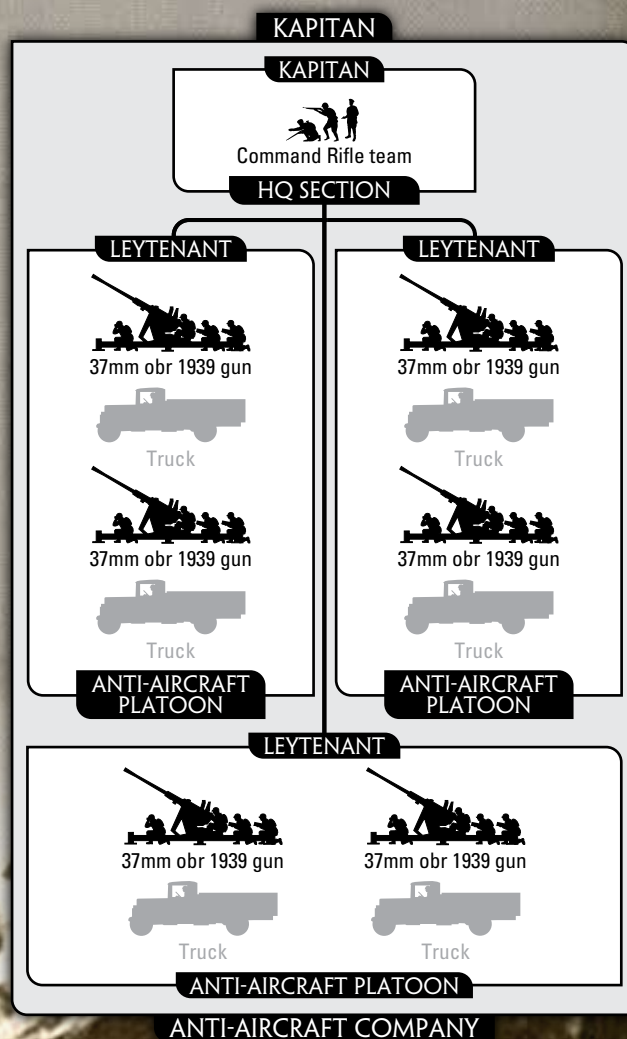
HQ Section with:

3 Anti-aircraft Platoons	145 points
2 Anti-aircraft Platoons	100 points
1 Anti-aircraft Platoon	55 points

OPTION

- Add trucks at no cost.

The hard work of the crews of the 37mm obr 1939 gun in their defence of the skies of the Motherland goes a long way towards victory. They keep the Luftwaffe at bay, allowing the troops on the ground to focus on winning the battle without the worry of being bombed.





TANK TEAMS

Name Weapon	Mobility Range	Front ROF	Armour		Equipment and Notes
			Side Anti-tank	Top Firepower	

HEAVY TANKS

IS-85	Fully-tracked	10	8	2	Co-ax MG, Turret-rear MG, Slow tank.
85mm D-5T gun	32"/80cm	2	12	3+	

ROCKET LAUNCHERS

BM-13 Katyusha	Wheeled	-	-	-	Rocket launcher.
BM-13-16 rocket launcher	64"/160cm	-	2	4+	

VEHICLE MACHINE-GUNS

Vehicle MG	16"/40cm	3	2	6	ROF 1 if other weapons fire.
.50 cal Vehicle MG	16"/40cm	3	4	5+	ROF 1 if other weapons fire.

TURRET-REAR MACHINE-GUN

The machine-gun mounted in the back of the turret is perfect for discouraging boarders in an assault.

A Turret-Rear Machine-gun may not shoot. Its function is purely defensive.

Any team assaulting a vehicle armed with a turret-rear MG, that is not Bailed Out, must reroll any successful Skill test to hit.

- If they pass the reroll, the assaulting team gets past the machine-gun to hit the tank and the tank must make an Armour Save as normal.*
- If they fail the reroll, the machine-gunner managed to keep the infantry at bay and protect the tank, and the enemy team fails to score a hit.*



GUN TEAMS

Weapon	Mobility	Range	ROF	Anti-tank	Firepower	Notes
PTRD anti-tank rifle	Man-packed	16"/40cm	2	5	5+	Tank Assault 3.
Maksim HMG	Man-packed	24"/60cm	6	2	6	ROF 2 when pinned down.
DSHK AA MG	Man-packed	16"/40cm	4	4	5+	Anti-aircraft, Turntable.
37mm obr 1939 gun	Immobile	24"/60cm	4	6	4+	Anti-aircraft, Turntable.
76mm ZIS-3 gun Firing bombardments	Heavy	32"/80cm	2	9	3+	Gun shield.
		80"/200cm	-	3	6	
122mm obr 1938 howitzer Firing bombardments	Immobile	24"/60cm	1	7	2+	Gun shield.
		80"/200cm	-	4	3+	
152mm obr 1943 howitzer Firing bombardments	Immobile	24"/60cm	1	10	1+	Bunker buster, Gun shield.
		80"/200cm	-	5	2+	

INFANTRY TEAMS

Team	Range	ROF	Anti-tank	Firepower	Notes
Rifle team	16"/40cm	1	2	6	
Rifle/MG team	16"/40cm	2	2	6	
SMG team	4"/10cm	3	1	6	Full ROF when moving.
Komissar team	4"/10cm	1	1	6	
Staff team	cannot shoot			Moves as a Heavy Gun team.	

ADDITIONAL TRAINING AND EQUIPMENT

Pioneer teams are rated as Tank Assault 4.

TRANSPORT TEAMS

Vehicle	Mobility	Front	Armour		Equipment and Notes
			Side	Top	
TRUCKS					
Horse-drawn wagon	Wagon	-	-	-	
ZIS-5 3-ton, ZIS-6 4-ton, Dodge 3/4-ton, or Studebakker 2 1/2 ton truck	Wheeled	-	-	-	
TRACTORS					
Stalinets	Fully-tracked	-	-	-	Slow tank.
Horse-drawn Limber	Wagon	-	-	-	

AIRCRAFT

Aircraft	Weapon	To Hit	Anti-tank	Firepower	Notes
Il-2 Shturmovik	Cannon	3+	9	5+	Flying tank.
	Bombs	4+	5	1+	
	Rockets	3+	6	3+	
Il-2M Tip 3M Shturmovik	Cannon	3+	12	4+	Flying tank.
	Bombs	4+	5	1+	
	Rockets	3+	6	3+	

